

JOB'S DAUGHTERS INTERNATIONAL
GRAND GUARDIAN COUNCIL OF NEBRASKA



NEBRASKA BOOK OF CEREMONIES

Published by authority of

THE GRAND GUARDIAN COUNCIL
OF NEBRASKA, INC.

2003

Amended 2009

Amended 2019

Amended 2014

Amended 2017

Amended 2019

Amended 2021

Amended 2022

Amended 2023

Amended 2024

Table of Contents

Section A. Ceremonies for Bethels

1. Ceremony for Parents of New Members1
2. The Merit Award Ceremony2
3. The Merit Award Ceremony with points6
4. Member of Honor Ceremony9
5. White Cape Ceremony18
6. Celebration of Thanks Ceremony19

Section B. Open Ceremonies

1. The Living Cross of Job's Daughters with Signing Option1
2. The HIKE Presentation Ceremony3
3. The Living Emblem of Job's Daughters7
4. The Heritage Ceremony9
5. The Leadership Ceremony13
6. The Robe Ceremony16
7. Flag Ceremony for Master Masons and Eastern Star Members19
8. Ceremony for Masonic Lodge Installation21
9. Ceremony of Emblems25
10. Jobie to Bee Ceremony27
11. Closing Triangle Formation Narration32
12. Square & Compass Closing Formation Narration33

Section C: Ceremonies at Request of Grand Guardian

1. Lily of the Valley Award Ceremony1
2. Degree of Royal Purple10
3. Memorial Ceremony19

Section D: Grand Guardian Council and Grand Bethel Officers Installation

1. Combined Installation of Officers of the GGC and Grand Bethel of Nebraska1

CEREMONY FOR PARENTS OF NEW MEMBERS

(Presented under "Good of the Order – Presentations")

HONORED QUEEN: **Will the parents of the newly initiated members please stand?**
(They rise)

HONORED QUEEN: **Guide and Marshal, you will conduct these parents west of the Altar for the Parents Ceremony.**

(The Guide and Marshal march to the parents and ask them to follow. They proceed to their Waiting Stations, and march on the Altar Line past each other. The Guide turns west on the north side of the Altar, and the Marshal turns west of the south side of the Altar. The Guide turns south and the Marshal turns north and they pass each other with the Marshal between the Guide and the Altar. They stop on the west side of the Altar with the parents between them.)

HONORED QUEEN: **It is a pleasure for me, as Honored Queen of Bethel No. _____, Job's Daughters International, to welcome you following the initiation of your daughter in our Bethel. Through our symbolic and meaningful ceremony, your daughter has taken the first step into our beautiful Order. She has learned about the trials and tribulations that Job faced as well as the exultations he experienced as a result of his faith in God. Job's Daughters International teaches love, faith, patience and fidelity; qualities that Job's Daughters apply every day in their lives.**

As your daughter(s) begin their work in our Bethel by helping others, learning, and enjoying the companionship of our members, it is our desire that you — as parents — take an active part in their commitment to the Order and to their oath of allegiance to its principles, which they have agreed to uphold.

On behalf of all the Daughters of Bethel No. _____, we ask that you accept the responsibility of working with your daughter in our Bethel, to promote her welfare not only through Job's Daughters International, but to reaffirm your commitment to her for the rest of your life. We, therefore, ask you to respond in the affirmative to this question: Will you, as parents of a member of Bethel No. _____, support your daughter in her involvement in the Bethel wherever and whenever possible, and render assistance when possible?

As a gesture of our love for you and your daughter, we present you this flower; its color means purity.

(The Honored Queen gives each parent a white flower. A parent's card also may be presented at this time.)

We ask that you remain constant to the lessons of our Order and work to instill them in your daughter, which are: to live a worthwhile and rewarding life, do good for others, and grow in the spirit of God. Guide and Marshal, you will conduct these parents to the sidelines.

MERIT AWARD CEREMONY

It is my pleasure and privilege to present the Merit Awards you girls earned during _____. These awards are a symbol of accomplishment and I hope you will use them with pride.

The Supreme Guardian Council of Job's Daughters International has approved and recommended the system of Merit Awards which Bethel #_____ uses.

A member of a Bethel of Job's Daughters who has given her loyal and active support is entitled to recognition. By presenting Merit Awards, it is hoped to create greater interest and a more active participation in the Bethel.

This term/year we have _____ Daughters who have been members for less than one year but who have accumulated a significant number of Merit Points.

Will *(list names)* please rise and step to the sidelines? Guide and Marshal, you will present these girls in the East. *(They are taken to the East Line, and turn to face west.)*

In every Bethel, it takes the efforts and faithful support of the newer members to keep going and growing. We wish to recognize these girls who have been in Job's Daughters long enough to receive bronze medals who have contributed much to our organization in the time they have been members. I am pleased to present *(name)*, who has earned _____ points, and *(continue listing all members and their points)* white Ritual covers. You are our hope for the future. We look forward to seeing you earn further awards in following years. Please join me in giving these members congratulations.

Guide and Marshal, you will conduct these members to the sidelines.

The next three awards: the Bronze, Silver and Gold Awards, are similar in design but are made of varying grades of metals to signify three periods of membership and steps of achievement. The design of these awards embodies the emblems of Job's Daughters. The medal resembles a crest or coat of arms significant of royalty. The Open Bible in the center reminds us that the ritualistic ceremony of Job's Daughters, based on the Word of God, is the center of the Bethel's life.

The cornucopia, dove and incense burner are flanked by sprays of lily of the valley. A crown placed at the top signifies the crown of achievement and award. These awards may be worn at Bethel meetings and installation — either on a neck chain or on a charm bracelet.

In Job's Daughters we are taught lessons of Patience, Faith and Reward. These may be compared to the three awards of the merit system.

The following girls will please rise and step to the sidelines as I call their names: *(names)*. Guide and Marshal, you will present these girls in the East. *(They are taken to the East Line, and turn to face west.)*

There is one form of hope which is never unwise and which certainly does not diminish with the increase of knowledge. In that form it changes its name and we call it patience. Patience does not mean indifference, for we must work, trust and wait.

Life has such hard conditions that every dear and precious gift, every rare virtue, love, hope and joy must sometimes be put aside to await patience.

As a symbol of the patience you, and some of our newer members, are developing and practicing in your faithful activities for the Bethel, I present the bronze award.

These girls have been members of Bethel # _____ for a year or more. *(Name)* has accumulated _____ points, *(continue naming girls and their points earned)*. Please join me in congratulating these girls.

Guide and Marshal, you will conduct them to the sidelines.

The following members will please rise and step to the sidelines as I call their names: *(names)*. Guide and Marshal, you will present these girls in the East. *(They are taken to the East Line, and turn to face west.)*

The silver award represents faith, which is built on patience. It is the root of all good works. Just as our belief in a glorious future in the world of tomorrow is built on faith and the word of God, so must the activities of our everyday life be built on faith — faith in others, faith in the world we live and especially faith in ourselves.

As a symbol of the faith you members of Job's Daughters have had in yourselves and your Bethel, which has given you the satisfaction that comes from work well done and time well spent, I present you with the silver award.

These girls have been members of our Bethel for at least two years and have earned an additional 100 points since receiving the Bronze award last year. *(Name)* has accumulated *(points)* total points. *(Continue all members and their points)*. Please join me in congratulating them.

Guide and Marshal, you will conduct them to the sidelines.

(Names) will please rise and step to the sidelines. Guide and Marshal, you will present these girls in the East. *(They are taken to the East Line, and turn to face west.)*

Every duty brings its particular delight, every denial its appropriate compensation, every thought its recompense, every cross its crown; pay goes with performance as effect with cause. No one who continued to add something to the material, intellectual, and moral well being of the place in which they live is left long without proper reward.

You have served your Bethel for more than three years and have earned your reward — not just in the metal symbol presented to you today, but in the joy and happiness that comes from service to others, in the fond affection and respect the members have for you and in the responsible station you fill in our Order. These come from the recognition of your patience and faith.

In recognition of the material reward all meritorious performance deserves and desires, I present you with the gold award.

(Name) has earned *(points)*, *and* *(continue listing all members and their points)* during their three years of membership. Let's give them hearty congratulations.

Guide and Marshal, you will conduct them to the sidelines.

Our Bethel is fortunate to have a number of members who have continued an active interest after receiving the gold medal.

(Names) will please rise and step to the sidelines. Guide and Marshal, you will present these girls in the East. *(They are taken to the East Line, and turn to face west.)*

You have reached the jewel above the crown of reward and have enriched your Bethel and your lives by your many, many services. The stations you hold in our Bethel, and those you have held, represent your many active services, which shall never be forgotten. And in recognition of your continued interest and faithfulness, you now receive a four-year award.

The Job's Daughters demitasse spoon bears the emblem of our Order. It is presented in appreciation of your faithfulness and friendship in Bethel No. _____.

(Name) has earned *(points)*, **and** *(continue listing all members and their points)*. **Join me in showing them our appreciation for their love and friendship.**

Guide and Marshal, you will conduct them to the sidelines.

(Names) will please rise and step to the sidelines. **Guide and Marshal, you will present these girls in the East.** *(They are taken to the East Line, and turn to face west.)*

(Names) have also continued to enrich our Bethel after attaining the gold award. **Our gift of a portfolio bears the colors of the Order. Let the purple and white remind you of the time you have spent in Job's Daughters. I'm sure the friendship and support you have received will be a foundation for you as you continue to grow and mature.**

(Names) have been members of our Bethel for five years and have earned *(points)* points. *(Continue listing all members and their points)*. **Let's congratulate them.**

Guide and Marshal, you will conduct them to the sidelines.

(Names) will please rise and step to the sidelines. **Guide and Marshal, you will present these girls in the East.** *(They are taken to the East Line, and turn to face west.)*

We are most proud of the girls who continue to support the Bethel for many years. It gives others a goal for which to strive with your example as a guide.

Your Gold Job's Daughters International commemorative coin bares the emblem of our Order. May you always hold high its ideals. And, may the triangle always remain a symbol of the three-fold influence of your lives, namely our God, our country, and our home. May the teachings of our Order never fail to strengthen our love and adoration for the Heavenly Father; never fail to strengthen our love and loyalty to this great country; and never fail to strengthen our love and respect for the family and home which is the foundation of the security in which we live. Accept his gift with the best wishes of your Bethel.

Let us give them our congratulations and appreciation.

Guide and Marshal, you will conduct them to the sidelines.

(Names) will please rise and step to the sidelines. **Guide and Marshal, you will present these girls in the East.** *(They are taken to the East Line, and turn to face west.)*

Life is busy and complicated and many times our loyalties suffer. But we are most pleased to honor and recognize those members who have not forgotten their Bethel and, whenever possible, have been in attendance and participated in its activities.

Hours of pleasure, hours of peace,

Faith to build and goals to reach.

Days gone by but memories to treasure

May our influence for good go on forever.

We hope your membership in Job's Daughters has enriched your life as much as the example of your service and loyalty has enriched our Bethel and given each of us an example to follow. We also hope that as you near and attain Majority Membership; you will continue to support Job's Daughters wherever you may be. Let this china mug, with the Job's Daughters emblem, be a memento of the love you have experienced through our Bethel.

(Name) has been a member of Bethel No. _____ for eight years and has accumulated _____ points. *(Continue listing all members and their points)*. **Let's give them our love and congratulations.**

Guide and Marshal, you will conduct them to the sidelines.

Attendance at Bethel meetings is an important part of support for the Bethel. In (year), (number) members had no more than two excused absences. These girls are: (names).

Of those (number) maintained perfect attendance for one year. Let's congratulate them. Guide and Marshal, you will escort them to the East. (They are taken to the East Line, and turn to face west.)

We want to reward and recognize you for perfect attendance for the year (year) for without your attendance, we cannot hold our meetings. Your efforts to be present, even when other activities are inviting or you do not feel so well, deserve a reward. Please accept this white Job's Daughters Bible with our love and appreciation. It has been inscribed with your name and recognition of your attendance record.

(Perfect attendance for more than one year should be recognized also. Perhaps with a savings bond or gift certificate.)

Please join me in giving your love and congratulations.

In closing our Ceremony, we all should once again pledge ourselves to practice in our daily lives the patience and faith of Job and know that we, too, will receive our reward. By striving forward, upward and onward, we will face life squarely for future success.

Guide and Marshal, you may return to your stations.

THE MERIT AWARD CEREMONY WITH POINTS

It is a pleasure for me to present the Merit Awards. I know you have been looking forward to them, and I hope you wear your awards with much pride and joy.

By presenting Merit Awards, we hope to create a greater interest and a more active participation in our Bethel over a greater period of time.

We have nine levels of awards to our system to designate the steps of achievement. These awards cover the period from ____.

(Bracelet – 100 points) The following members will please come forward as I call their names: *(names)*. Girls, you have earned this bracelet, which will link together the awards of coming years, but will also unite them in one unique band of fellowship based on loving service to others. You have all accumulated the required 100 points.

Let's give them hearty congratulations.

The next three awards are bronze, silver and gold medallions. The emblems of Job's Daughters appear on these medallions. These three medallions may be worn as a badge at Bethel meetings and installations, on a neck chain or on the charm bracelet.

In our Order we are taught the three lessons of Patience, Faith and Reward. I would like to compare these three awards of our Merit System being presented to the three lessons we learn from the life of Job.

(Bronze – 200 points) The following members will please rise and come forward as I call your names: *(names)*.

In the story of Job, we found that he had his life torn apart. His wealth was swept away, his family was destroyed and his body was torn with pains of disease. Yet, in his hour of trial, when all the world seemed to forsake him, he remained God's faithful servant. Job showed Patience.

As a symbol of Patience, you are developing and practicing your Patience by your faithful attendance and participation in activities for the Bethel, with your eye on the future. You are hereby presented with the Bronze Award. You have accumulated the required 200 or more points.

Let's show these girls how proud we are of them by giving them hearty congratulations.

(Silver – 300 points) The following members will please come forward as I call your names: *(names)*.

Faith is built on patience. During all the Job's trials, he remained faithful to God. The activities of our everyday life must be built on faith – faith in our fellow men, faith in the world we live in, and even faith in ourselves.

Girls, you have shown faith in yourselves and in your Bethel by the satisfaction that comes from work well done and time well spent. You are now presented with your Silver Award. You have accumulated the required 300 points.

Let's give them hearty congratulations.

(Gold – 500 points). The following girls will please come forward as I call your names: *(names)*.

Job triumphed over the temptations of the evil one and was rewarded for his piety and faith. The sacred Book informs us that Job was rewarded with twice as much of the world's goods as he had before, and that other sons and daughters were given to him.

You, as Job's Daughters, have served the Bethel well, and have earned your reward. Not just the metal symbol presented here, but the joy and happiness that comes from service to others, and the fond affection and respect the members have for you.

In recognition of the material award, you are presented with the Gold Award. You have also accumulated the required 500 points.

Let's give them hearty congratulations.

(Charm – 750 points) **The following girls will please come forward as I call your names: (names).**

Your gift bears the emblem of our Order. May you always hold high its ideal. And may the triangle always remain a symbol of the three-fold influence on our lives – namely our God, our Country and our Home.

In recognition of your continuing support, you are presented with your charm. You have accumulated the required 750 points. Let's show how proud we are of these girls by giving them hearty congratulations.

(Bible – 1,000 points) **The following girls will please come forward as I call your names: (names).**

The open Bible, which is in the center, reminds us that the ritualistic ceremony of Job's Daughters, based on the word of God, is the center of our Bethel life.

It gives us great pleasure to present you your Bible. May the teachings of our Order never fail to strengthen our love and adoration for the Heavenly Father. To earn your Bible, you have accumulated the required 1,000 points.

Will you join with me in giving them hearty congratulations?

(Doll – 2,000 points) **The following members will please come forward as I call your names: (names).**

We read the Book of Job that, "In all the land were no women found so fair as the daughters of Job." This is the passage on which Job's Daughters is founded.

In presenting you this doll, may it ever be a reminder that we are daughters of Job, and we are also daughters of one God.

We are really proud of these girls, as they have reached 2,000 points.

Let's give these girls most hearty congratulations.

(Key Chain – 3,500 points) **The following members will please come forward as I call your names: (names).**

Girls, let this key chain hold the key of happiness. Love is the master key that opens the door to it. Seek love, and happiness will follow.

We are really proud of these girls, as they have reached 3,5000 points.

Let us all give them hearty congratulations.

(Bond – 4,500 points) **The following members will please come forward as I call your names: (names).**

The final step in our merit system is 4,500 or more points. This gives the rest of the girls a goal for which to strive with your example as a guide. You have enriched our Bethel and our lives by your service, which is greatly appreciated.

In presenting you this bond, may it be helpful in your future endeavors, and we hope your years in Job's Daughters will always be an influence in your lives.

Accept this gift with the best wishes of the Bethel and our hearty congratulations.

Regular attendance at our meetings is important in our Bethel. Regular attendance makes your experience in Job's more meaningful. Like Job, you have practiced Patience by your faithful attendance. You have shown faith in yourselves and in your Bethel by work well done and time well spent, and by serving the Bethel well, you have earned your reward for perfect attendance.

(Six-month Perfect Attendance) **The following members will please come forward as I call your names: (names).**

In recognition of six months of perfect attendance, we present you with a _____ and our hearty congratulations.

(One-Year Perfect Attendance) **The following members will please come forward as I call your names: (names).**

In further recognition of your support of our Order by earning one-year perfect attendance, it gives us great pleasure to present you with your gifts. Let's show these girls how proud we are of them by giving them hearty congratulations.

In closing our Ceremony, we all should repledge ourselves to practice in our daily lives the patience and faith of Job and know we, too, will receive our reward. By striving forward, upward, and onward, we will face life squarely for future success.

MEMBER OF HONOR CEREMONY

General Instructions:

1. *This ceremony is to be given at an open or closed Bethel Meeting, to those who have been approved by a vote of the Bethel to become a Member of Honor.
If given at a closed meeting, omit the opening and closing ceremonies.
If given at an open meeting, determine which Prayer Option will be used and communicate to all Officers in advance.*
2. *All speaking parts shall be memorized.*
3. *If there is only one recipient the speaking parts may be adjusted to reflect a single person.*
4. *When musical selections are specified, if alternate selections are identified in the Ritual or Music Ritual, any of the specified options may be used.*
5. *Guide shall be given the names of the recipients prior to the ceremony.*
6. *Guide (and Marshal when appropriate) will ask the honorees to follow them before each movement.*
7. *Guide and Marshal stand one step behind line of recipients when recipients are being addressed by other Officers.*
8. *Bethel flag and other paraphilia will be in place prior to the start of the ceremony.*
9. *Honored Queen may be seated when not speaking.*

Officers Involved in Ceremony:

- 1) Honored Queen
- 2) Senior Princess
- 3) Junior Princess
- 4) Guide
- 5) Marshal (*non-speaking*)
- 6) Chaplain
- 7) Recorder
- 8) Treasurer
- 9) Librarian
- 10) Musician
- 11) 1st Messenger
- 12) 2nd Messenger
- 13) 3rd Messenger
- 14) 4th Messenger
- 15) 5th Messenger
- 16) Senior Custodian
- 17) Junior Custodian

Adults Involved in Ceremony

- 1) Bethel Guardian
 - 2) Associate Bethel Guardian
(*non-speaking*)
- Pianist
(*if Daughter Musician will not be attending to the instrument*)

Optional Opening Ceremony

*Bethel Guardian and Associate Bethel Guardian and Bethel Choir enter as per Ritual.
Bethel Guardian sounds one rap of gavel. **

BETHEL GUARDIAN: Bethel Number _ of (City), Nebraska of Job's Daughters International, is about to convene. All are invited to remain.

Some of you may not be familiar with the use of the gavel. During our ceremony:

- **Three raps of the gavel instructs everyone to rise. *****
- **Two raps of the gavel instructs only the Bethel Officers to rise. ****
- **One rap of the gavel seats everyone, or signifies the end of a topic on our agenda. ***

Bethel Guardian nods to Pianist/Musician to begin.

*Daughters sing first verse of "Open the Gates of the Bethel." Pianist/Musician accompanies.
Officers enter, as per Ritual.*

Honored Queen ascends the dais and assumes their station, as per Ritual.

BETHEL GUARDIAN: I have the pleasure of introducing the Honored Queen [name].

Bethel Guardian presents the gavel to the Honored Queen.

Honored Queen does NOT sound the gavel.

HONORED QUEEN: The Officers will take their stations.

Pianist/Musician plays a chord for Officers to face east.

*Daughters sing second verse of "Open the Gates of the Bethel." Pianist/Musician accompanies.
Officers complete the opening march and assume their stations, as per Ritual.*

HONORED QUEEN: Marshal, (rises) you will retire and present the flag of our nation west of the Altar.

Marshal retires, as per Ritual.

Pianist/Musician plays appropriate march music.

*Honored Queen sounds three raps of the gavel as the Marshal enters with the flag. ****

All face the flag. Citizens place their hands over their hearts.

Marshal presents the flag west of the Altar, as per Ritual.

HONORED QUEEN: This flag is an emblem of the liberties we enjoy, protection of our homes, and the freedom of our institutions. It is a symbol of the blood of our forefathers, who died that our country might endure. We love it and all for which it stands.

Marshal place it in the East at the right of the Senior Princess.

Pianist/Musician plays appropriate march music.

Marshal places the flag in the East, as per Ritual.

HONORED QUEEN: All citizens of United States of America will join in pledging allegiance to the flag.

Citizens recite the pledge of allegiance.

Marshal returns to station and is seated.

*Honored Queen sounds one rap of gavel as Marshal turns to return to station. *Pianist/Musician plays appropriate march music.*

HONORED QUEEN: Daughters and Majority Members, you will rise and join in singing the Bethel Flag Song.

Daughters and Majority Members rise, turn toward flag, and sing "Bethel Flag Song."

Pianist/Musician accompanies.

Honored Queen does NOT sound the gavel.

Prayer Option 1: Opening Prayer

HONORED QUEEN: Our Chaplain will lead us in the Opening Prayer.

*Honored Queen sound three raps of gavel. ****

Daughters sing "Sweet Hour of Prayer." Pianist/Musician accompanies.

Chaplain attends at the Altar, as per Ritual.

DAUGHTERS: Blessed Father, we thank You for the opportunity to meet together. Make us ready and eager to gather knowledge and wisdom that we may grow to become confident young women [or adults]. Give us faith to trust that You will always guide us and help us to be more accepting of others. We ask that You watch over us and help us learn to do Your will. Amen.

Pianist/Musician plays Altar music, as per Ritual.

Chaplain rises and returns to station.

Prayer Option 2: Lord's Prayer

HONORED QUEEN: Our Chaplain will lead us in the Lord's Prayer

*Honored Queen sounds three raps of gavel. ****

Daughters sing "Sweet Hour of Prayer." Pianist/Musician accompanies.

Chaplain attends at the Altar, as per Ritual.

DAUGHTERS: Our Father which art in heaven, hallowed be Thy name, Thy kingdom come, Thy will be done in earth, as it is in heaven. Give us this day our daily bread and forgive us our debts, as we forgive our debtors. And lead us not into temptation, but deliver us from evil. For thine is the kingdom, and the power, and the glory, forever. Amen.

Pianist/Musician plays Altar music, as per Ritual.

Chaplain rises and returns to station.

-Opening Ceremony Continues-

HONORED QUEEN: In the name of our God and by virtue of the power given to me by the Grand Guardian Council, I now declare Bethel Number _____ of (City), Nebraska of Job's Daughters International assembled for a special ceremony.

*Honored Queen sounds one rap of gavel. **

Member of Honor Ceremony

HONORED QUEEN: Member of Honor Ceremony.

Would [names] please rise and step to the sidelines?

Guide and Marshal, you will escort them west of the Altar.

Pianist/Musician plays march music, as per Ritual.

Guide and Marshal leave their stations marching south and north respectively, marching to the adults to be honored.

Guide marches to the Altar Line and turns north to pass in front of the Altar

Marshal marches to the Altar Line and turns south to pass in front of the Altar at the same time.

Guide turns west at a point between the north side of the Altar and the Chaplain's station, marches west to the west side of the Altar, turns south, and marches to the southwest corner of the Altar.

Marshal turns west at a point between the south side of the Altar and the Treasurer's station, marches west to the west side of the Altar, turns north, and marches to the northwest corner of the Altar.

Guide and Marshal center the adults between them on the west side of the Altar.

SEE MARCHING PLATE 1

GUIDE: Honored Queen, it is my pleasure to present [names], whom the members of this Bethel deem worthy of bearing the title, "Member of Honor."

HONORED QUEEN: Members and friends, we have set aside this time to bestow the highest honor that Job's Daughters can confer on an adult by virtue of their outstanding and meritorious service to this Bethel and our Order. Their service and love for this Bethel was deemed by our members to be worthy of the title, "Member of Honor of Bethel No. ____."

Guide and Marshal, you will escort the honorees east of the Altar to hear the words of thanks that our members have for them.

Guide leads the line along the south side of the Altar and turns north at the Altar Line. Marshal follows.

Pianist/Musician plays march music, as per Ritual.

Guide and Marshal center the adults between them on the east side of the Altar.

SEE MARCHING PLATE 2

GUIDE: Daughters, you will impart your words of friendship.

GUIDE: Treasurer. (Rises.)

TREASURER: Your character has a foundation built on honesty and integrity. (Seated.)

GUIDE: First Messenger. (Rises.)

FIRST MESSENGER: Just as Job taught his family to share in his love of God, so have you set an example to share your love of God. (Seated.)

GUIDE: Second Messenger. (Rises.)

SECOND MESSENGER: You have remained faithful to Job's Daughters International in every thought, word and act. (Seated.)

GUIDE: Third Messenger. (Rises.)

THIRD MESSENGER: Your continued faith in the Daughters of Job has given us strength to go upward and onward toward higher goals. (Seated.)

GUIDE: **Fourth Messenger.** *(Rises.)*

FOURTH MESSENGER: **You have watched over us and cared for us in times of pleasure and misfortune.** *(Seated.)*

GUIDE: **Fifth Messenger.** *(Rises.)*

FIFTH MESSENGER: **From you we have learned this lesson of life – that whatever may befall us, if we remain steadfast, we too will receive our reward.** *(Seated.)*

GUIDE: **Chaplain.** *(Rises.)*

CHAPLAIN: **You have shown us that piety; religion and reverence for sacred things are the beacon lights of life.**

Guide and Marshal, you will escort the honorees to the East. *(Seated.)*

Guide leads the line north on the Altar line. Turns east on the North Marching Line. Turns south on the East Line and center themselves and the adults on the East Line.

Pianist/Musician plays march music, as per Ritual.

SEE MARCHING PLATE 3

GUIDE: **Daughters, may we hear some kind words from you for those we honor tonight?**

GUIDE: **Musician.** *(Rises.)*

MUSICIAN: **You have brought harmony to this Bethel with your patience and words of wisdom.** *(Seated.)*

GUIDE: **Librarian.** *(Rises.)*

LIBRARIAN: **You have encouraged us to pursue knowledge in everything we do.** *(Seated.)*

GUIDE: **Senior Custodian.** *(Rises.)*

SENIOR CUSTODIAN: **You have always performed the humblest task promptly and cheerfully.**

(Seated.)

GUIDE: **Junior Custodian.** *(Rises.)*

JUNIOR CUSTODIAN: **You have given us so much joy and we wish for you the greatest joy of all, that of work well done and a life well spent.** *(Seated.)*

GUIDE: **Recorder.** *(Rises.)*

RECORDER: **Every task you have lovingly performed for our Bethel is recorded in the Book of Life.** *(Seated.)*

GUIDE: **Honored Queen, these honorees have received words of thanks from our Officers and I now present them to you for further recognition.**

HONORED QUEEN: **Junior Princess, *(rises)* have you a word of greeting?**

JUNIOR PRINCESS: **Your acts of kindness have improved the lives of the Daughters of this Bethel.** *(Seated.)*

HONORED QUEEN: **Senior Princess, (rises) have you a message to share?**

SENIOR PRINCESS: **By trusting in God, you have shown us that we can overcome all misfortunes. (Seated.)**

HONORED QUEEN: **Your friendship and love is a priceless gift whose value is far greater than gold. May you always know that you have the love and friendship of our Bethel because you share your life with us.**

Honored Queen extends her hands to the honorees and brings them to the East Dais.

HONORED QUEEN: **It gives me great pleasure to present you with your Member of Honor Certificate, which we hope you will cherish among your life's treasurers.**

Members and friends, it is with pleasure that I introduce [names], Members of Honor of Bethel No. ____.

You will rise and join with me in giving a hearty congratulations and thank you to these Members of Honor for their service to our Bethel.

*Honored Queen leads the applause, followed by one rap of the gavel. **

If the honorees do not sit in the East, the Guide and Marshal escort them to the sidelines.

If the honorees do sit in the East, the Guide and Marshal return to their respective stations by the North and South Marching Lines.

SEE MARCHING PLATE 4

HONORED QUEEN: **Guide and Marshal, you will escort them to the sidelines, and return to your stations.**

HONORED QUEEN: **This completes the Member of Honor Ceremony.**

*Honored Queen sounds one rap of gavel.**

Optional Closing Ceremony

HONORED QUEEN: **Closing Ceremony.**

Our labors are at an end and we are about to separate for a time. Each one should carry the memory of the lessons taught and strive to apply them to her daily life. Let us ask God to help us to live justly, to love and honor those near and dear to us and to radiate happiness to all mankind.

Chaplain, you will attend at the Altar.

*Honored Queen sound three raps of gavel. ****

Daughters sing "Sweet Hour of Prayer." Pianist/Musician accompanies.

Chaplain attends at the Altar as per Ritual.

Daughters assume the Attitude of Prayer with the Chaplain.

CHAPLAIN: Our Heavenly Father, we ask You to bless the work of our Order. May the lessons we teach be the means of making us better in Your sight. May we practice in our lives the trustful faith of Job. Teach us to be loyal to our companions and guard our words and actions, that we may receive the honored reward. We ask this for Thy name's sake. Amen.

Daughters respond by saying "Amen."

Daughters sing two verses of "Now Our Work is Over." Pianist/Musician accompanies.

Chaplain remains kneeling for the first verse. During the second verse, Chaplain rises and reverently closes the Bible as per Ritual.

Chaplain returns to station after the song is complete, as per Ritual.

Pianist/Musician plays Altar music, as per Ritual.

HONORED QUEEN: All present, except the Officers, Bethel Choir, Bethel Guardian and Associate Bethel Guardian will please be seated until the Officers and Bethel Choir have retired.

Custodians remove chairs from the Messengers' semicircle as per Ritual.

Pianist/Musician plays appropriate march music.

Bethel Guardian and Associate Bethel Guardian leave their stations when the Custodians reach the Altar line and ascend the East Dais, as per Ritual.

Honored Queen presents the gavel to the Bethel Guardian, as per Ritual.

Pianist/Musician plays a chord for the Treasurer, First Messenger, Second Messenger and Fifth Messenger to face south and the Chaplain, Third Messenger, and Fourth Messenger to face north, as per Ritual.

Daughters sing two verses of "Forward All Job's Daughters." Pianist/Musician accompanies.

Daughters perform the Retiring March, the Closing Formation of their choice, and Assemble on the West Line, as per Ritual.

BETHEL GUARDIAN: This concludes our ceremony.

Bethel Guardian nods.

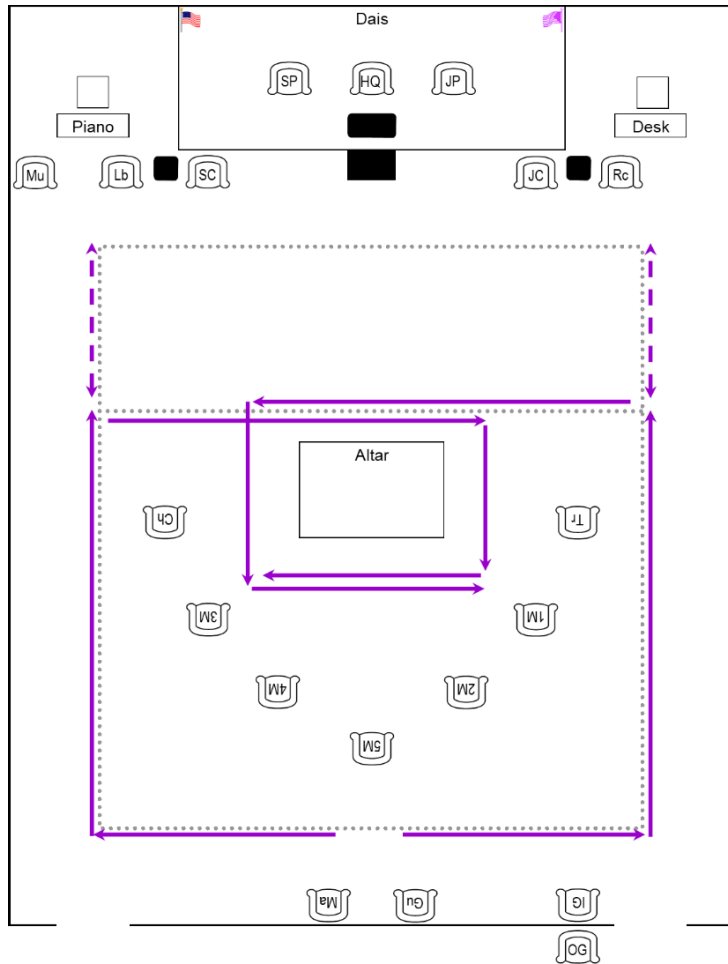
Officers respond with a nod.

*Bethel Guardian sounds one rap of gavel. **

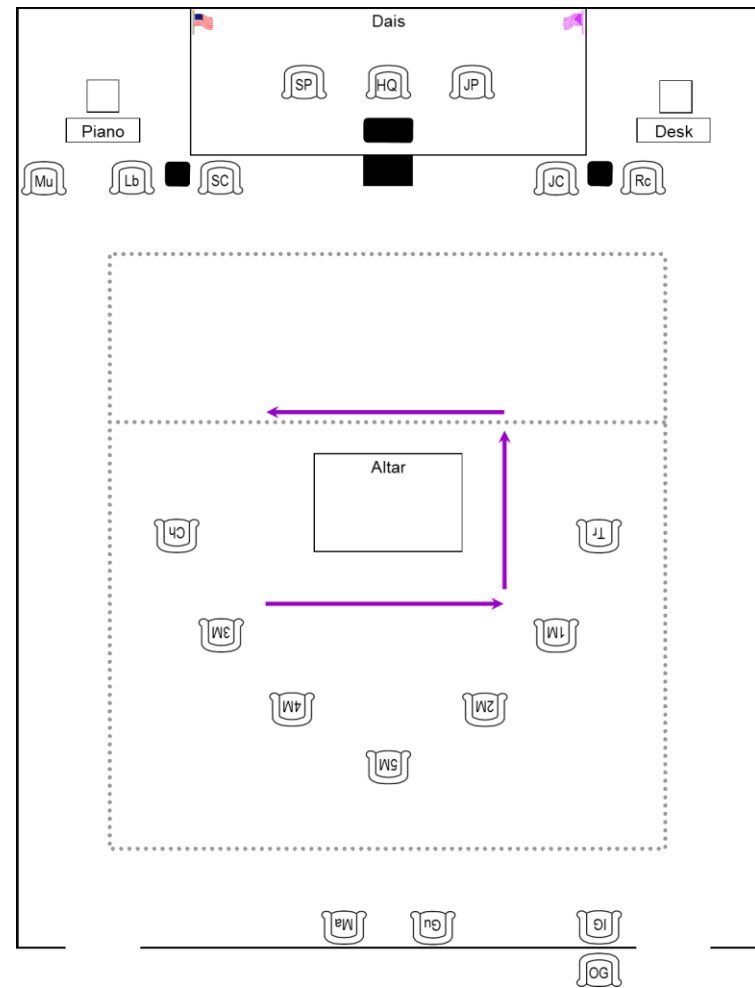
Pianist/Musician plays appropriate march music.

Honored Queen marches west of the Altar, then south to the south marching line, then east to the East Line. Officers follow the Honored Queen in pairs, as per Ritual, and form a receiving line.

Member of Honor Ceremony Plate 1

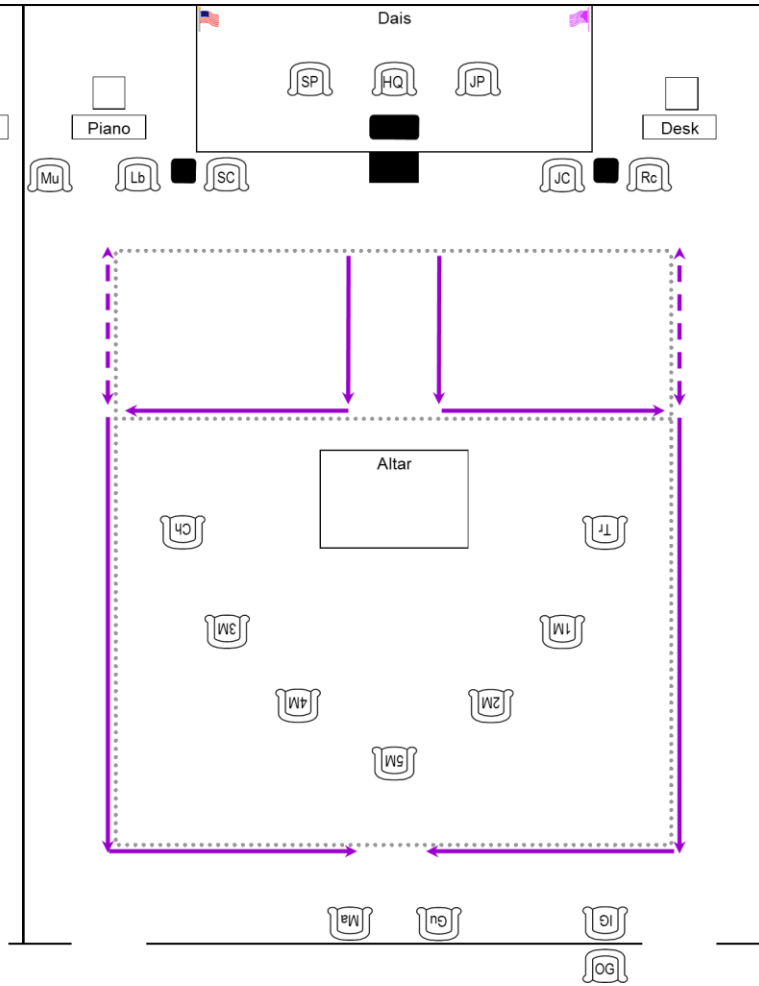
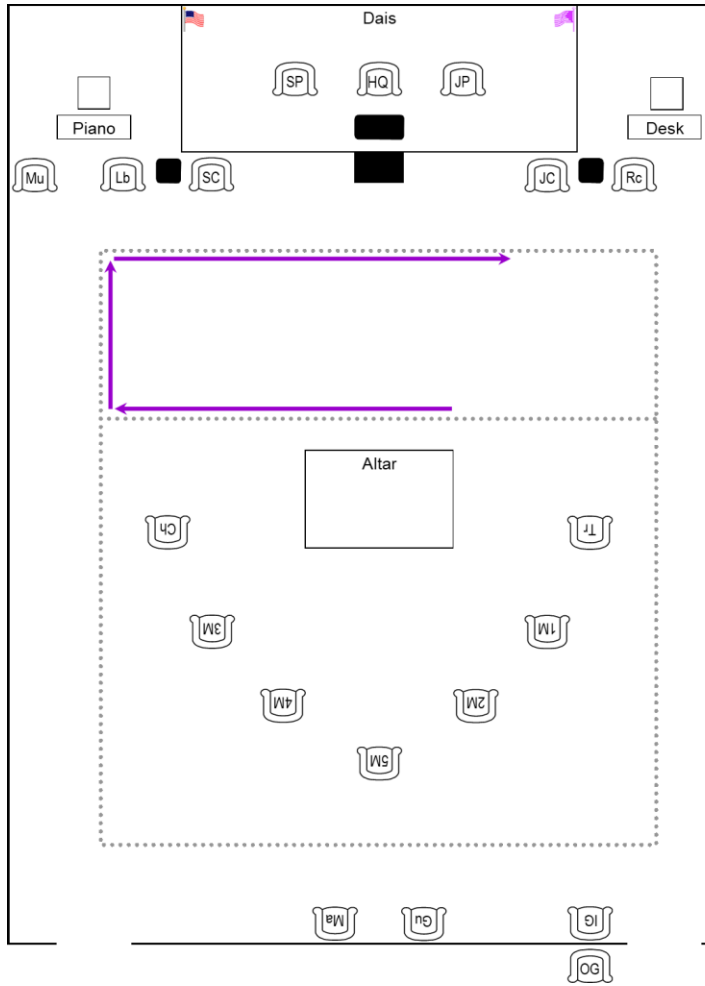


Member of Honor Ceremony Plate 2



Member of Honor Ceremony Plate 3

Member of Honor Ceremony Plate 4



White Cape Ceremony

General Instructions:

1. All speaking parts shall be memorized.
2. The white cape shall be placed in the East before the start of the Ceremony
3. This ceremony may be performed at an open or closed Ceremony of Installation of Officers, as the first presentation after the Ceremony of Installation is completed.
4. The Retiring Honored Queen (JPHQ) does not retire with the other Installing Officers, but remains seated in the East. She wears her white robe without a cord, cape, or headband. She may wear a subtle white ribbon around her waist if desired.
5. The JPHQ may wear a PHQ tiara with the white cape and her Bethel Robe for the duration of the Ceremony. She resumes wearing official regalia at the next regular meeting of the Bethel.
6. This ceremony may be given at the Annual Session of the GGC by the Grand Bethel Officers when requested by the Grand Guardian. If given by the Grand Bethel Officers, the speaking parts may be adjusted as appropriate.

HONORED QUEEN: **White Cape Ceremony.**

Junior Past Honored Queen _____ (first name) _____, will you please rise?

JPHQ rises.

HONORED QUEEN: *(Addressing the JPHQ)* **Once again you stand before us in your white Job's Daughters robe, which places all Daughters on the same level. You have placed upon my shoulders the cloak of royal purple - emblem of your high office and a symbol of the love Job's Daughters has held for you. Our crown shines a little brighter because of the luster that your leadership has brought to our Bethel.**

The white robe, in its Grecian simplicity, reminds you to be humble as you once again retire to the ranks of the "Fairest in all the Land." Remain faithful to God, and always remember the lessons you were taught here. The self-confidence, leadership, responsibility, poise, and grace you have learned will be lasting assets on your journey through life. Remember with affection the gratitude you feel today for the support of your family, the Bethel Guardian Council, and your sisters in Job's Daughters.

(As the HQ places the cape on the JPHQ's shoulders.) **As I place this white cape upon your shoulders, like the cape that symbolized your office, we enfold you in our love. May that love be with you forever.**

-OPTIONAL-

(As the HQ places the tiara on the JPHQ's head.) **As I place this tiara on your head, we hope you will always remember your reign as Honored Queen of Bethel No. _____, and you will walk through your life with beauty.**

Celebration of Thanks Ceremony

Written for Celebration of Five Years of Service

Honored Queen: Guide and Marshal, you will escort (*state names of all council members that have served for five years*) to the East.

Honored Queen: Friends, it is with heartfelt thanks that we celebrate the journey you have taken with us these many years. You have worked with numerous Honored Queens, and Bethel Daughters. During the past five years, you showed patience and understanding, and guided us to become leaders of our Bethel. Guide and Marshal, face these friends west to hear our messages of thanks.

Chaplain: During your years of service, you have said many prayers on our behalf. Asking God for patience and guidance as you dealt with concerns from the Daughters and the adults of this Bethel. We hope you understand the impact you all have had on us, and how we have been blessed that God placed you in our Bethel.

Treasurer: Guiding the financial aspects of the Bethel can be difficult. Thank you for pushing us to sell for our fundraisers, and for allowing us to be creative in our fundraising ideas. Teaching young women financial responsibility and planning is an important part in our future success.

First Messenger: Just as Job was blessed with many riches, we too have been blessed with your talents. You guided us through numerous Jobie terms, shared our joys, our occasional sadness, and our mischief.

Second Messenger: Like Job, many small disasters were thrown your way. And like Job, you remained steadfast in your desire to help this Bethel. Thank you for helping us work through whatever trials were given us, and guiding us to still waters.

Third Messenger: Like Job, you may have struggled to get back up when trouble knocked you down. But you continued with your vision and knew that God's plans for you would be revealed. Thank you for remaining steadfast to our order and to this Bethel.

Fourth Messenger: Job was rewarded for his steadfastness. Think back to five years ago, and how our Bethel was smaller. Now look around this room – filled with beautiful Daughters, and supportive parents. You were a part of this! You helped make this happen! Rejoice in the accomplishments.

Fifth Messenger: You are still on your pilgrimage with Jobs. You may now be on a new path, but the excitement of what you have accomplished, and what is still to come, should fill your heart with joy and anticipation. Thank you again for your sacrifice of time and energy.

Inner Guard: Friends, just as a sentinel is entrusted to guard the doors, we thank you for how you guarded us from worries and protected us. You were there in hard times and in good times. Thank you for all your love and support that you have given us. Guide and Marshal you will have our friends face east.

Recorder: You have written love and joy on our hearts. Memories are etched in our hearts and we are forever grateful for the moments you have shared with us. Often, small gestures of kindness are the greatest gifts you have given us. Thank you all for the memories you have created with and for us, and for the memories we are yet to make.

Jr. Custodian: As the song ‘Come Holy Spirit’ states “Kindle a flame of sacred love, in these young hearts of ours”, you have sparked that flame for our Jobies and helped keep it going with your continual love and support. May your love for Job’s warm your heart and remain kindled in your soul forever.

Librarian: Just as the love of the arts makes one’s life complete, your love for us and the Bethel make us complete. You have written stories for our lives with the enjoyment of music, dance, and art. Thank you for your talents, and the many forms in which they graced us.

Sr. Custodian: Thank you all for being good custodians of the Bethel and for protecting the hearts and lives of all who entered. Your generosity of kindness and love filled this room every time you entered.

Junior Princess: Patience – that is what you have shown us. At times it may have been difficult, but your demonstration of this life lesson is invaluable.

Senior Princess: Faith – your actions and dedication are clear indications of your faith in God and in our organization. Thank you for having faith in us and the work that we do.

Honored Queen: Reward – while not monetary, is the realization that you are loved by this Bethel and that your dedication is respected by all. (*Present gifts*)

Sing (Tune of ‘Now Our Work is Over’)
Now your work’s not over; here is where you belong
Guardians of the Bethel, made us safe and strong
We thank you for your patience, and your sacrifice,
You touched our hearts forever, memories for our lives

HQ: Guide and Marshal, you will escort our friends back to their seats.

CEREMONY FOR PARENTS OF NEW MEMBERS

(Presented under "Good of the Order – Presentations")

HONORED QUEEN: **Will the parents of the newly initiated members please stand?**
(They rise)

HONORED QUEEN: **Guide and Marshal, you will conduct these parents west of the Altar for the Parents Ceremony.**

(The Guide and Marshal march to the parents and ask them to follow. They proceed to their Waiting Stations, and march on the Altar Line past each other. The Guide turns west on the north side of the Altar, and the Marshal turns west of the south side of the Altar. The Guide turns south and the Marshal turns north and they pass each other with the Marshal between the Guide and the Altar. They stop on the west side of the Altar with the parents between them.)

HONORED QUEEN: **It is a pleasure for me, as Honored Queen of Bethel No. _____, Job's Daughters International, to welcome you following the initiation of your daughter in our Bethel. Through our symbolic and meaningful ceremony, your daughter has taken the first step into our beautiful Order. She has learned about the trials and tribulations that Job faced as well as the exultations he experienced as a result of his faith in God. Job's Daughters International teaches love, faith, patience and fidelity; qualities that Job's Daughters apply every day in their lives.**

As your daughter(s) begin their work in our Bethel by helping others, learning, and enjoying the companionship of our members, it is our desire that you — as parents — take an active part in their commitment to the Order and to their oath of allegiance to its principles, which they have agreed to uphold.

On behalf of all the Daughters of Bethel No. _____, we ask that you accept the responsibility of working with your daughter in our Bethel, to promote her welfare not only through Job's Daughters International, but to reaffirm your commitment to her for the rest of your life. We, therefore, ask you to respond in the affirmative to this question: Will you, as parents of a member of Bethel No. _____, support your daughter in her involvement in the Bethel wherever and whenever possible, and render assistance when possible?

As a gesture of our love for you and your daughter, we present you this flower; its color means purity.

(The Honored Queen gives each parent a white flower. A parent's card also may be presented at this time.)

We ask that you remain constant to the lessons of our Order and work to instill them in your daughter, which are: to live a worthwhile and rewarding life, do good for others, and grow in the spirit of God. Guide and Marshal, you will conduct these parents to the sidelines.

MERIT AWARD CEREMONY

It is my pleasure and privilege to present the Merit Awards you girls earned during _____. These awards are a symbol of accomplishment and I hope you will use them with pride.

The Supreme Guardian Council of Job's Daughters International has approved and recommended the system of Merit Awards which Bethel #_____ uses.

A member of a Bethel of Job's Daughters who has given her loyal and active support is entitled to recognition. By presenting Merit Awards, it is hoped to create greater interest and a more active participation in the Bethel.

This term/year we have _____ Daughters who have been members for less than one year but who have accumulated a significant number of Merit Points.

Will *(list names)* please rise and step to the sidelines? Guide and Marshal, you will present these girls in the East. *(They are taken to the East Line, and turn to face west.)*

In every Bethel, it takes the efforts and faithful support of the newer members to keep going and growing. We wish to recognize these girls who have been in Job's Daughters long enough to receive bronze medals who have contributed much to our organization in the time they have been members. I am pleased to present *(name)*, who has earned _____ points, and *(continue listing all members and their points)* white Ritual covers. You are our hope for the future. We look forward to seeing you earn further awards in following years. Please join me in giving these members congratulations.

Guide and Marshal, you will conduct these members to the sidelines.

The next three awards: the Bronze, Silver and Gold Awards, are similar in design but are made of varying grades of metals to signify three periods of membership and steps of achievement. The design of these awards embodies the emblems of Job's Daughters. The medal resembles a crest or coat of arms significant of royalty. The Open Bible in the center reminds us that the ritualistic ceremony of Job's Daughters, based on the Word of God, is the center of the Bethel's life.

The cornucopia, dove and incense burner are flanked by sprays of lily of the valley. A crown placed at the top signifies the crown of achievement and award. These awards may be worn at Bethel meetings and installation — either on a neck chain or on a charm bracelet.

In Job's Daughters we are taught lessons of Patience, Faith and Reward. These may be compared to the three awards of the merit system.

The following girls will please rise and step to the sidelines as I call their names: *(names)*. Guide and Marshal, you will present these girls in the East. *(They are taken to the East Line, and turn to face west.)*

There is one form of hope which is never unwise and which certainly does not diminish with the increase of knowledge. In that form it changes its name and we call it patience. Patience does not mean indifference, for we must work, trust and wait.

Life has such hard conditions that every dear and precious gift, every rare virtue, love, hope and joy must sometimes be put aside to await patience.

As a symbol of the patience you, and some of our newer members, are developing and practicing in your faithful activities for the Bethel, I present the bronze award.

These girls have been members of Bethel # _____ for a year or more. *(Name)* has accumulated _____ points, *(continue naming girls and their points earned)*. Please join me in congratulating these girls.

Guide and Marshal, you will conduct them to the sidelines.

The following members will please rise and step to the sidelines as I call their names: *(names)*. Guide and Marshal, you will present these girls in the East. *(They are taken to the East Line, and turn to face west.)*

The silver award represents faith, which is built on patience. It is the root of all good works. Just as our belief in a glorious future in the world of tomorrow is built on faith and the word of God, so must the activities of our everyday life be built on faith — faith in others, faith in the world we live and especially faith in ourselves.

As a symbol of the faith you members of Job's Daughters have had in yourselves and your Bethel, which has given you the satisfaction that comes from work well done and time well spent, I present you with the silver award.

These girls have been members of our Bethel for at least two years and have earned an additional 100 points since receiving the Bronze award last year. *(Name)* has accumulated *(points)* total points. *(Continue all members and their points)*. Please join me in congratulating them.

Guide and Marshal, you will conduct them to the sidelines.

(Names) will please rise and step to the sidelines. Guide and Marshal, you will present these girls in the East. *(They are taken to the East Line, and turn to face west.)*

Every duty brings its particular delight, every denial its appropriate compensation, every thought its recompense, every cross its crown; pay goes with performance as effect with cause. No one who continued to add something to the material, intellectual, and moral well being of the place in which they live is left long without proper reward.

You have served your Bethel for more than three years and have earned your reward — not just in the metal symbol presented to you today, but in the joy and happiness that comes from service to others, in the fond affection and respect the members have for you and in the responsible station you fill in our Order. These come from the recognition of your patience and faith.

In recognition of the material reward all meritorious performance deserves and desires, I present you with the gold award.

(Name) has earned *(points)*, *and* *(continue listing all members and their points)* during their three years of membership. Let's give them hearty congratulations.

Guide and Marshal, you will conduct them to the sidelines.

Our Bethel is fortunate to have a number of members who have continued an active interest after receiving the gold medal.

(Names) will please rise and step to the sidelines. Guide and Marshal, you will present these girls in the East. *(They are taken to the East Line, and turn to face west.)*

You have reached the jewel above the crown of reward and have enriched your Bethel and your lives by your many, many services. The stations you hold in our Bethel, and those you have held, represent your many active services, which shall never be forgotten. And in recognition of your continued interest and faithfulness, you now receive a four-year award.

The Job's Daughters demitasse spoon bears the emblem of our Order. It is presented in appreciation of your faithfulness and friendship in Bethel No. _____.

(Name) has earned *(points)*, **and** *(continue listing all members and their points)*. **Join me in showing them our appreciation for their love and friendship.**

Guide and Marshal, you will conduct them to the sidelines.

(Names) will please rise and step to the sidelines. **Guide and Marshal, you will present these girls in the East.** *(They are taken to the East Line, and turn to face west.)*

(Names) have also continued to enrich our Bethel after attaining the gold award. **Our gift of a portfolio bears the colors of the Order. Let the purple and white remind you of the time you have spent in Job's Daughters. I'm sure the friendship and support you have received will be a foundation for you as you continue to grow and mature.**

(Names) have been members of our Bethel for five years and have earned *(points)* points. *(Continue listing all members and their points)*. **Let's congratulate them.**

Guide and Marshal, you will conduct them to the sidelines.

(Names) will please rise and step to the sidelines. **Guide and Marshal, you will present these girls in the East.** *(They are taken to the East Line, and turn to face west.)*

We are most proud of the girls who continue to support the Bethel for many years. It gives others a goal for which to strive with your example as a guide.

Your Gold Job's Daughters International commemorative coin bares the emblem of our Order. May you always hold high its ideals. And, may the triangle always remain a symbol of the three-fold influence of your lives, namely our God, our country, and our home. May the teachings of our Order never fail to strengthen our love and adoration for the Heavenly Father; never fail to strengthen our love and loyalty to this great country; and never fail to strengthen our love and respect for the family and home which is the foundation of the security in which we live. Accept his gift with the best wishes of your Bethel.

Let us give them our congratulations and appreciation.

Guide and Marshal, you will conduct them to the sidelines.

(Names) will please rise and step to the sidelines. **Guide and Marshal, you will present these girls in the East.** *(They are taken to the East Line, and turn to face west.)*

Life is busy and complicated and many times our loyalties suffer. But we are most pleased to honor and recognize those members who have not forgotten their Bethel and, whenever possible, have been in attendance and participated in its activities.

Hours of pleasure, hours of peace,

Faith to build and goals to reach.

Days gone by but memories to treasure

May our influence for good go on forever.

We hope your membership in Job's Daughters has enriched your life as much as the example of your service and loyalty has enriched our Bethel and given each of us an example to follow. We also hope that as you near and attain Majority Membership; you will continue to support Job's Daughters wherever you may be. Let this china mug, with the Job's Daughters emblem, be a memento of the love you have experienced through our Bethel.

(Name) has been a member of Bethel No. _____ for eight years and has accumulated _____ points. *(Continue listing all members and their points)*. **Let's give them our love and congratulations.**

Guide and Marshal, you will conduct them to the sidelines.

Attendance at Bethel meetings is an important part of support for the Bethel. In (year), (number) members had no more than two excused absences. These girls are: (names).

Of those (number) maintained perfect attendance for one year. Let's congratulate them. Guide and Marshal, you will escort them to the East. (They are taken to the East Line, and turn to face west.)

We want to reward and recognize you for perfect attendance for the year (year) for without your attendance, we cannot hold our meetings. Your efforts to be present, even when other activities are inviting or you do not feel so well, deserve a reward. Please accept this white Job's Daughters Bible with our love and appreciation. It has been inscribed with your name and recognition of your attendance record.

(Perfect attendance for more than one year should be recognized also. Perhaps with a savings bond or gift certificate.)

Please join me in giving your love and congratulations.

In closing our Ceremony, we all should once again pledge ourselves to practice in our daily lives the patience and faith of Job and know that we, too, will receive our reward. By striving forward, upward and onward, we will face life squarely for future success.

Guide and Marshal, you may return to your stations.

THE MERIT AWARD CEREMONY WITH POINTS

It is a pleasure for me to present the Merit Awards. I know you have been looking forward to them, and I hope you wear your awards with much pride and joy.

By presenting Merit Awards, we hope to create a greater interest and a more active participation in our Bethel over a greater period of time.

We have nine levels of awards to our system to designate the steps of achievement. These awards cover the period from ____.

(Bracelet – 100 points) The following members will please come forward as I call their names: *(names)*. Girls, you have earned this bracelet, which will link together the awards of coming years, but will also unite them in one unique band of fellowship based on loving service to others. You have all accumulated the required 100 points.

Let's give them hearty congratulations.

The next three awards are bronze, silver and gold medallions. The emblems of Job's Daughters appear on these medallions. These three medallions may be worn as a badge at Bethel meetings and installations, on a neck chain or on the charm bracelet.

In our Order we are taught the three lessons of Patience, Faith and Reward. I would like to compare these three awards of our Merit System being presented to the three lessons we learn from the life of Job.

(Bronze – 200 points) The following members will please rise and come forward as I call your names: *(names)*.

In the story of Job, we found that he had his life torn apart. His wealth was swept away, his family was destroyed and his body was torn with pains of disease. Yet, in his hour of trial, when all the world seemed to forsake him, he remained God's faithful servant. Job showed Patience.

As a symbol of Patience, you are developing and practicing your Patience by your faithful attendance and participation in activities for the Bethel, with your eye on the future. You are hereby presented with the Bronze Award. You have accumulated the required 200 or more points.

Let's show these girls how proud we are of them by giving them hearty congratulations.

(Silver – 300 points) The following members will please come forward as I call your names: *(names)*.

Faith is built on patience. During all the Job's trials, he remained faithful to God. The activities of our everyday life must be built on faith – faith in our fellow men, faith in the world we live in, and even faith in ourselves.

Girls, you have shown faith in yourselves and in your Bethel by the satisfaction that comes from work well done and time well spent. You are now presented with your Silver Award. You have accumulated the required 300 points.

Let's give them hearty congratulations.

(Gold – 500 points). The following girls will please come forward as I call your names: *(names)*.

Job triumphed over the temptations of the evil one and was rewarded for his piety and faith. The sacred Book informs us that Job was rewarded with twice as much of the world's goods as he had before, and that other sons and daughters were given to him.

You, as Job's Daughters, have served the Bethel well, and have earned your reward. Not just the metal symbol presented here, but the joy and happiness that comes from service to others, and the fond affection and respect the members have for you.

In recognition of the material award, you are presented with the Gold Award. You have also accumulated the required 500 points.

Let's give them hearty congratulations.

(Charm – 750 points) **The following girls will please come forward as I call your names: (names).**

Your gift bears the emblem of our Order. May you always hold high its ideal. And may the triangle always remain a symbol of the three-fold influence on our lives – namely our God, our Country and our Home.

In recognition of your continuing support, you are presented with your charm. You have accumulated the required 750 points. Let's show how proud we are of these girls by giving them hearty congratulations.

(Bible – 1,000 points) **The following girls will please come forward as I call your names: (names).**

The open Bible, which is in the center, reminds us that the ritualistic ceremony of Job's Daughters, based on the word of God, is the center of our Bethel life.

It gives us great pleasure to present you your Bible. May the teachings of our Order never fail to strengthen our love and adoration for the Heavenly Father. To earn your Bible, you have accumulated the required 1,000 points.

Will you join with me in giving them hearty congratulations?

(Doll – 2,000 points) **The following members will please come forward as I call your names: (names).**

We read the Book of Job that, "In all the land were no women found so fair as the daughters of Job." This is the passage on which Job's Daughters is founded.

In presenting you this doll, may it ever be a reminder that we are daughters of Job, and we are also daughters of one God.

We are really proud of these girls, as they have reached 2,000 points.

Let's give these girls most hearty congratulations.

(Key Chain – 3,500 points) **The following members will please come forward as I call your names: (names).**

Girls, let this key chain hold the key of happiness. Love is the master key that opens the door to it. Seek love, and happiness will follow.

We are really proud of these girls, as they have reached 3,5000 points.

Let us all give them hearty congratulations.

(Bond – 4,500 points) **The following members will please come forward as I call your names: (names).**

The final step in our merit system is 4,500 or more points. This gives the rest of the girls a goal for which to strive with your example as a guide. You have enriched our Bethel and our lives by your service, which is greatly appreciated.

In presenting you this bond, may it be helpful in your future endeavors, and we hope your years in Job's Daughters will always be an influence in your lives.

Accept this gift with the best wishes of the Bethel and our hearty congratulations.

Regular attendance at our meetings is important in our Bethel. Regular attendance makes your experience in Job's more meaningful. Like Job, you have practiced Patience by your faithful attendance. You have shown faith in yourselves and in your Bethel by work well done and time well spent, and by serving the Bethel well, you have earned your reward for perfect attendance.

(Six-month Perfect Attendance) **The following members will please come forward as I call your names: (names).**

In recognition of six months of perfect attendance, we present you with a _____ and our hearty congratulations.

(One-Year Perfect Attendance) **The following members will please come forward as I call your names: (names).**

In further recognition of your support of our Order by earning one-year perfect attendance, it gives us great pleasure to present you with your gifts. Let's show these girls how proud we are of them by giving them hearty congratulations.

In closing our Ceremony, we all should repledge ourselves to practice in our daily lives the patience and faith of Job and know we, too, will receive our reward. By striving forward, upward, and onward, we will face life squarely for future success.

MEMBER OF HONOR CEREMONY

General Instructions:

1. *This ceremony is to be given at an open or closed Bethel Meeting, to those who have been approved by a vote of the Bethel to become a Member of Honor.
If given at a closed meeting, omit the opening and closing ceremonies.
If given at an open meeting, determine which Prayer Option will be used and communicate to all Officers in advance.*
2. *All speaking parts shall be memorized.*
3. *If there is only one recipient the speaking parts may be adjusted to reflect a single person.*
4. *When musical selections are specified, if alternate selections are identified in the Ritual or Music Ritual, any of the specified options may be used.*
5. *Guide shall be given the names of the recipients prior to the ceremony.*
6. *Guide (and Marshal when appropriate) will ask the honorees to follow them before each movement.*
7. *Guide and Marshal stand one step behind line of recipients when recipients are being addressed by other Officers.*
8. *Bethel flag and other paraphilia will be in place prior to the start of the ceremony.*
9. *Honored Queen may be seated when not speaking.*

Officers Involved in Ceremony:

- 1) Honored Queen
- 2) Senior Princess
- 3) Junior Princess
- 4) Guide
- 5) Marshal (*non-speaking*)
- 6) Chaplain
- 7) Recorder
- 8) Treasurer
- 9) Librarian
- 10) Musician
- 11) 1st Messenger
- 12) 2nd Messenger
- 13) 3rd Messenger
- 14) 4th Messenger
- 15) 5th Messenger
- 16) Senior Custodian
- 17) Junior Custodian

Adults Involved in Ceremony

- 1) Bethel Guardian
 - 2) Associate Bethel Guardian
(*non-speaking*)
- Pianist
(*if Daughter Musician will not be attending to the instrument*)

Optional Opening Ceremony

*Bethel Guardian and Associate Bethel Guardian and Bethel Choir enter as per Ritual.
Bethel Guardian sounds one rap of gavel. **

BETHEL GUARDIAN: Bethel Number _ of (City), Nebraska of Job's Daughters International, is about to convene. All are invited to remain.

Some of you may not be familiar with the use of the gavel. During our ceremony:

- **Three raps of the gavel instructs everyone to rise. *****
- **Two raps of the gavel instructs only the Bethel Officers to rise. ****
- **One rap of the gavel seats everyone, or signifies the end of a topic on our agenda. ***

Bethel Guardian nods to Pianist/Musician to begin.

*Daughters sing first verse of "Open the Gates of the Bethel." Pianist/Musician accompanies.
Officers enter, as per Ritual.*

Honored Queen ascends the dais and assumes their station, as per Ritual.

BETHEL GUARDIAN: I have the pleasure of introducing the Honored Queen [name].

Bethel Guardian presents the gavel to the Honored Queen.

Honored Queen does NOT sound the gavel.

HONORED QUEEN: The Officers will take their stations.

Pianist/Musician plays a chord for Officers to face east.

*Daughters sing second verse of "Open the Gates of the Bethel." Pianist/Musician accompanies.
Officers complete the opening march and assume their stations, as per Ritual.*

HONORED QUEEN: Marshal, (rises) you will retire and present the flag of our nation west of the Altar.

Marshal retires, as per Ritual.

Pianist/Musician plays appropriate march music.

*Honored Queen sounds three raps of the gavel as the Marshal enters with the flag. ****

All face the flag. Citizens place their hands over their hearts.

Marshal presents the flag west of the Altar, as per Ritual.

HONORED QUEEN: This flag is an emblem of the liberties we enjoy, protection of our homes, and the freedom of our institutions. It is a symbol of the blood of our forefathers, who died that our country might endure. We love it and all for which it stands.

Marshal place it in the East at the right of the Senior Princess.

Pianist/Musician plays appropriate march music.

Marshal places the flag in the East, as per Ritual.

HONORED QUEEN: All citizens of United States of America will join in pledging allegiance to the flag.

Citizens recite the pledge of allegiance.

Marshal returns to station and is seated.

*Honored Queen sounds one rap of gavel as Marshal turns to return to station. *Pianist/Musician plays appropriate march music.*

HONORED QUEEN: Daughters and Majority Members, you will rise and join in singing the Bethel Flag Song.

Daughters and Majority Members rise, turn toward flag, and sing “Bethel Flag Song.”

Pianist/Musician accompanies.

Honored Queen does NOT sound the gavel.

Prayer Option 1: Opening Prayer

HONORED QUEEN: Our Chaplain will lead us in the Opening Prayer.

*Honored Queen sound three raps of gavel. ****

Daughters sing “Sweet Hour of Prayer.” Pianist/Musician accompanies.

Chaplain attends at the Altar, as per Ritual.

DAUGHTERS: Blessed Father, we thank You for the opportunity to meet together. Make us ready and eager to gather knowledge and wisdom that we may grow to become confident young women [or adults]. Give us faith to trust that You will always guide us and help us to be more accepting of others. We ask that You watch over us and help us learn to do Your will. Amen.

Pianist/Musician plays Altar music, as per Ritual.

Chaplain rises and returns to station.

Prayer Option 2: Lord’s Prayer

HONORED QUEEN: Our Chaplain will lead us in the Lord’s Prayer

*Honored Queen sounds three raps of gavel. ****

Daughters sing “Sweet Hour of Prayer.” Pianist/Musician accompanies.

Chaplain attends at the Altar, as per Ritual.

DAUGHTERS: Our Father which art in heaven, hallowed be Thy name, Thy kingdom come, Thy will be done in earth, as it is in heaven. Give us this day our daily bread and forgive us our debts, as we forgive our debtors. And lead us not into temptation, but deliver us from evil. For thine is the kingdom, and the power, and the glory, forever. Amen.

Pianist/Musician plays Altar music, as per Ritual.

Chaplain rises and returns to station.

-Opening Ceremony Continues-

HONORED QUEEN: In the name of our God and by virtue of the power given to me by the Grand Guardian Council, I now declare Bethel Number _____ of (City), Nebraska of Job’s Daughters International assembled for a special ceremony.

*Honored Queen sounds one rap of gavel. **

Member of Honor Ceremony

HONORED QUEEN: Member of Honor Ceremony.

Would [names] please rise and step to the sidelines?

Guide and Marshal, you will escort them west of the Altar.

Pianist/Musician plays march music, as per Ritual.

Guide and Marshal leave their stations marching south and north respectively, marching to the adults to be honored.

Guide marches to the Altar Line and turns north to pass in front of the Altar

Marshal marches to the Altar Line and turns south to pass in front of the Altar at the same time.

Guide turns west at a point between the north side of the Altar and the Chaplain's station, marches west to the west side of the Altar, turns south, and marches to the southwest corner of the Altar.

Marshal turns west at a point between the south side of the Altar and the Treasurer's station, marches west to the west side of the Altar, turns north, and marches to the northwest corner of the Altar.

Guide and Marshal center the adults between them on the west side of the Altar.

SEE MARCHING PLATE 1

GUIDE: Honored Queen, it is my pleasure to present [names], whom the members of this Bethel deem worthy of bearing the title, "Member of Honor."

HONORED QUEEN: Members and friends, we have set aside this time to bestow the highest honor that Job's Daughters can confer on an adult by virtue of their outstanding and meritorious service to this Bethel and our Order. Their service and love for this Bethel was deemed by our members to be worthy of the title, "Member of Honor of Bethel No. ____."

Guide and Marshal, you will escort the honorees east of the Altar to hear the words of thanks that our members have for them.

Guide leads the line along the south side of the Altar and turns north at the Altar Line. Marshal follows.

Pianist/Musician plays march music, as per Ritual.

Guide and Marshal center the adults between them on the east side of the Altar.

SEE MARCHING PLATE 2

GUIDE: Daughters, you will impart your words of friendship.

GUIDE: Treasurer. (Rises.)

TREASURER: Your character has a foundation built on honesty and integrity. (Seated.)

GUIDE: First Messenger. (Rises.)

FIRST MESSENGER: Just as Job taught his family to share in his love of God, so have you set an example to share your love of God. (Seated.)

GUIDE: Second Messenger. (Rises.)

SECOND MESSENGER: You have remained faithful to Job's Daughters International in every thought, word and act. (Seated.)

GUIDE: Third Messenger. (Rises.)

THIRD MESSENGER: Your continued faith in the Daughters of Job has given us strength to go upward and onward toward higher goals. (Seated.)

GUIDE: **Fourth Messenger.** (*Rises.*)

FOURTH MESSENGER: **You have watched over us and cared for us in times of pleasure and misfortune.** (*Seated.*)

GUIDE: **Fifth Messenger.** (*Rises.*)

FIFTH MESSENGER: **From you we have learned this lesson of life – that whatever may befall us, if we remain steadfast, we too will receive our reward.** (*Seated.*)

GUIDE: **Chaplain.** (*Rises.*)

CHAPLAIN: **You have shown us that piety; religion and reverence for sacred things are the beacon lights of life.**

Guide and Marshal, you will escort the honorees to the East. (*Seated.*)

Guide leads the line north on the Altar line. Turns east on the North Marching Line. Turns south on the East Line and center themselves and the adults on the East Line.

Pianist/Musician plays march music, as per Ritual.

SEE MARCHING PLATE 3

GUIDE: **Daughters, may we hear some kind words from you for those we honor tonight?**

GUIDE: **Musician.** (*Rises.*)

MUSICIAN: **You have brought harmony to this Bethel with your patience and words of wisdom.** (*Seated.*)

GUIDE: **Librarian.** (*Rises.*)

LIBRARIAN: **You have encouraged us to pursue knowledge in everything we do.** (*Seated.*)

GUIDE: **Senior Custodian.** (*Rises.*)

SENIOR CUSTODIAN: **You have always performed the humblest task promptly and cheerfully.**

(Seated.)

GUIDE: **Junior Custodian.** (*Rises.*)

JUNIOR CUSTODIAN: **You have given us so much joy and we wish for you the greatest joy of all, that of work well done and a life well spent.** (*Seated.*)

GUIDE: **Recorder.** (*Rises.*)

RECORDER: **Every task you have lovingly performed for our Bethel is recorded in the Book of Life.** (*Seated.*)

GUIDE: **Honored Queen, these honorees have received words of thanks from our Officers and I now present them to you for further recognition.**

HONORED QUEEN: **Junior Princess, (*rises*) have you a word of greeting?**

JUNIOR PRINCESS: **Your acts of kindness have improved the lives of the Daughters of this Bethel.** (*Seated.*)

HONORED QUEEN: **Senior Princess, (rises) have you a message to share?**

SENIOR PRINCESS: **By trusting in God, you have shown us that we can overcome all misfortunes. (Seated.)**

HONORED QUEEN: **Your friendship and love is a priceless gift whose value is far greater than gold. May you always know that you have the love and friendship of our Bethel because you share your life with us.**

Honored Queen extends her hands to the honorees and brings them to the East Dais.

HONORED QUEEN: **It gives me great pleasure to present you with your Member of Honor Certificate, which we hope you will cherish among your life's treasurers.**

Members and friends, it is with pleasure that I introduce [names], Members of Honor of Bethel No. ____.

You will rise and join with me in giving a hearty congratulations and thank you to these Members of Honor for their service to our Bethel.

*Honored Queen leads the applause, followed by one rap of the gavel. **

If the honorees do not sit in the East, the Guide and Marshal escort them to the sidelines.

If the honorees do sit in the East, the Guide and Marshal return to their respective stations by the North and South Marching Lines.

SEE MARCHING PLATE 4

HONORED QUEEN: **Guide and Marshal, you will escort them to the sidelines, and return to your stations.**

HONORED QUEEN: **This completes the Member of Honor Ceremony.**

*Honored Queen sounds one rap of gavel.**

Optional Closing Ceremony

HONORED QUEEN: **Closing Ceremony.**

Our labors are at an end and we are about to separate for a time. Each one should carry the memory of the lessons taught and strive to apply them to her daily life. Let us ask God to help us to live justly, to love and honor those near and dear to us and to radiate happiness to all mankind.

Chaplain, you will attend at the Altar.

*Honored Queen sound three raps of gavel. ****

Daughters sing "Sweet Hour of Prayer." Pianist/Musician accompanies.

Chaplain attends at the Altar as per Ritual.

Daughters assume the Attitude of Prayer with the Chaplain.

CHAPLAIN: Our Heavenly Father, we ask You to bless the work of our Order. May the lessons we teach be the means of making us better in Your sight. May we practice in our lives the trustful faith of Job. Teach us to be loyal to our companions and guard our words and actions, that we may receive the honored reward. We ask this for Thy name's sake. Amen.

Daughters respond by saying "Amen."

Daughters sing two verses of "Now Our Work is Over." Pianist/Musician accompanies.

Chaplain remains kneeling for the first verse. During the second verse, Chaplain rises and reverently closes the Bible as per Ritual.

Chaplain returns to station after the song is complete, as per Ritual.

Pianist/Musician plays Altar music, as per Ritual.

HONORED QUEEN: All present, except the Officers, Bethel Choir, Bethel Guardian and Associate Bethel Guardian will please be seated until the Officers and Bethel Choir have retired.

Custodians remove chairs from the Messengers' semicircle as per Ritual.

Pianist/Musician plays appropriate march music.

Bethel Guardian and Associate Bethel Guardian leave their stations when the Custodians reach the Altar line and ascend the East Dais, as per Ritual.

Honored Queen presents the gavel to the Bethel Guardian, as per Ritual.

Pianist/Musician plays a chord for the Treasurer, First Messenger, Second Messenger and Fifth Messenger to face south and the Chaplain, Third Messenger, and Fourth Messenger to face north, as per Ritual.

Daughters sing two verses of "Forward All Job's Daughters." Pianist/Musician accompanies.

Daughters perform the Retiring March, the Closing Formation of their choice, and Assemble on the West Line, as per Ritual.

BETHEL GUARDIAN: This concludes our ceremony.

Bethel Guardian nods.

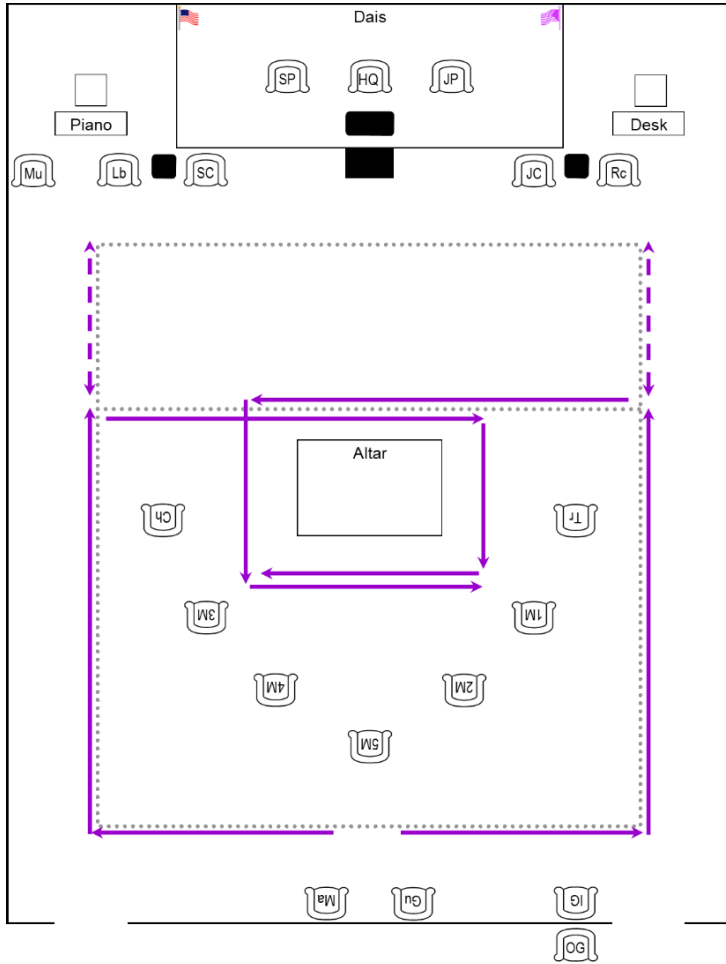
Officers respond with a nod.

*Bethel Guardian sounds one rap of gavel. **

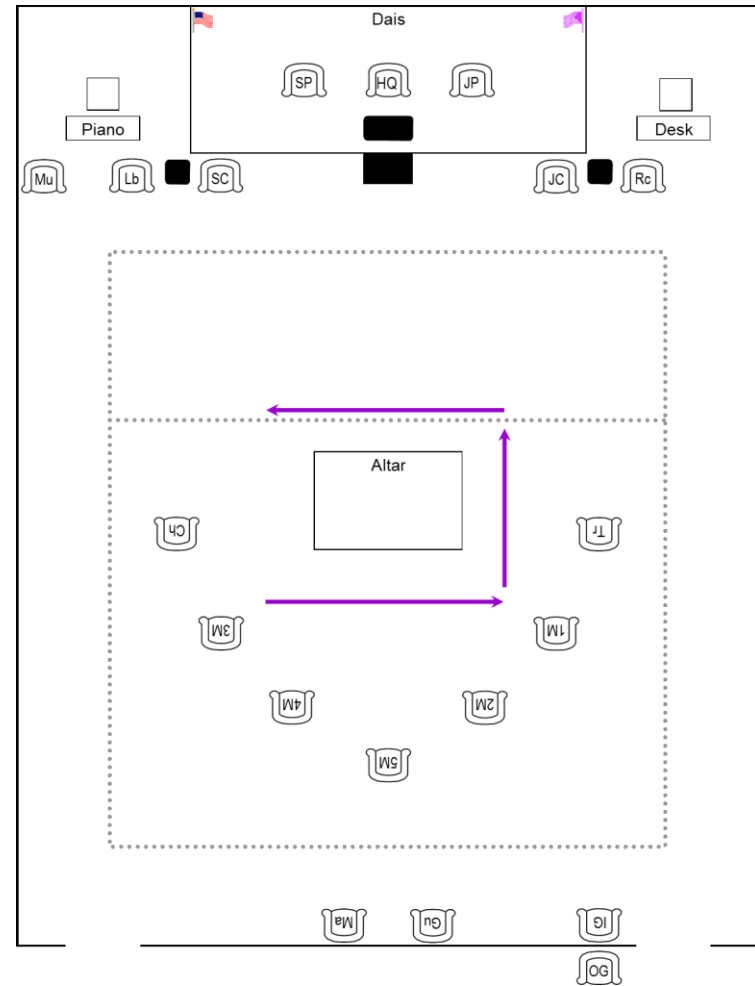
Pianist/Musician plays appropriate march music.

Honored Queen marches west of the Altar, then south to the south marching line, then east to the East Line. Officers follow the Honored Queen in pairs, as per Ritual, and form a receiving line.

Member of Honor Ceremony Plate 1

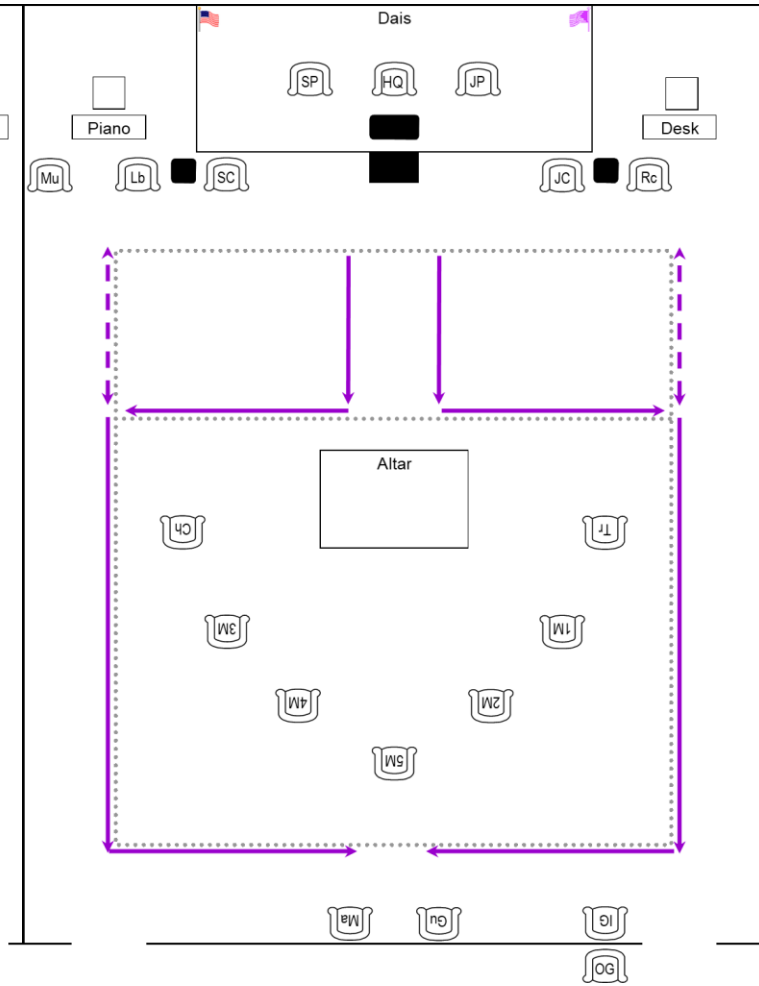
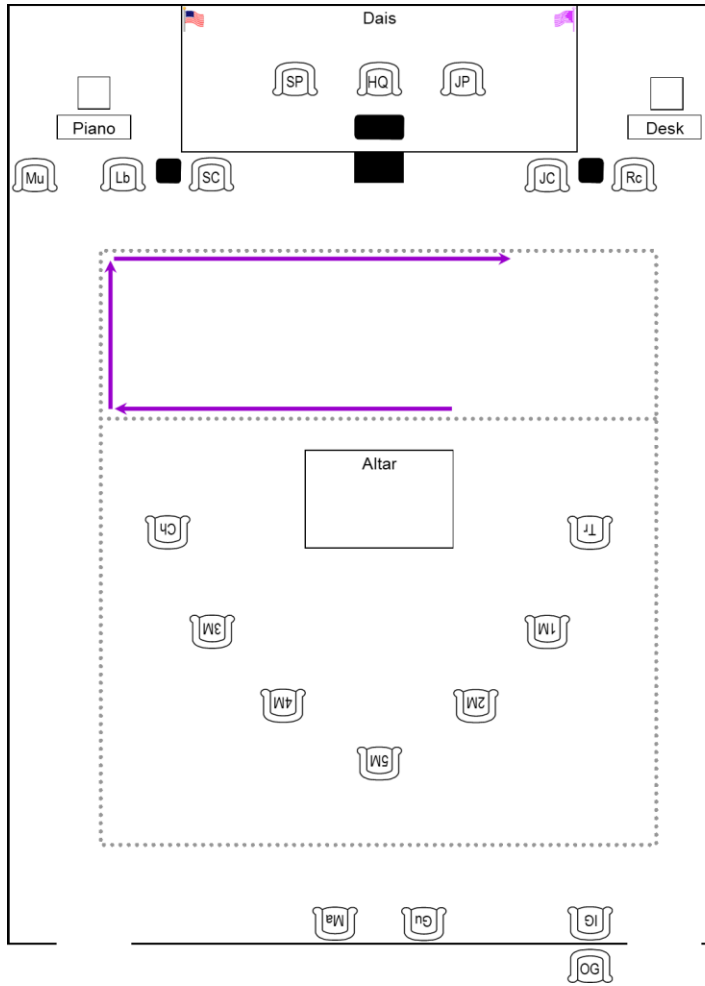


Member of Honor Ceremony Plate 2



Member of Honor Ceremony Plate 3

Member of Honor Ceremony Plate 4



White Cape Ceremony

General Instructions:

1. *All speaking parts shall be memorized.*
2. *The white cape shall be placed in the East before the start of the Ceremony*
3. *This ceremony may be performed at an open or closed Ceremony of Installation of Officers, as the first presentation after the Ceremony of Installation is completed.*
4. *The Retiring Honored Queen (JPHQ) does not retire with the other Installing Officers, but remains seated in the East. She wears her white robe without a cord, cape, or headband. She may wear a subtle white ribbon around her waist if desired.*
5. *The JPHQ may wear a PHQ tiara with the white cape and her Bethel Robe for the duration of the Ceremony. She resumes wearing official regalia at the next regular meeting of the Bethel.*
6. *This ceremony may be given at the Annual Session of the GGC by the Grand Bethel Officers when requested by the Grand Guardian. If given by the Grand Bethel Officers, the speaking parts may be adjusted as appropriate.*

HONORED QUEEN: **White Cape Ceremony.**

Junior Past Honored Queen _____ (first name) _____, will you please rise?

JPHQ rises.

HONORED QUEEN: *(Addressing the JPHQ)* **Once again you stand before us in your white Job's Daughters robe, which places all Daughters on the same level. You have placed upon my shoulders the cloak of royal purple - emblem of your high office and a symbol of the love Job's Daughters has held for you. Our crown shines a little brighter because of the luster that your leadership has brought to our Bethel.**

The white robe, in its Grecian simplicity, reminds you to be humble as you once again retire to the ranks of the "Fairest in all the Land." Remain faithful to God, and always remember the lessons you were taught here. The self-confidence, leadership, responsibility, poise, and grace you have learned will be lasting assets on your journey through life. Remember with affection the gratitude you feel today for the support of your family, the Bethel Guardian Council, and your sisters in Job's Daughters.

(As the HQ places the cape on the JPHQ's shoulders.) **As I place this white cape upon your shoulders, like the cape that symbolized your office, we enfold you in our love. May that love be with you forever.**

-OPTIONAL-

(As the HQ places the tiara on the JPHQ's head.) **As I place this tiara on your head, we hope you will always remember your reign as Honored Queen of Bethel No. _____, and you will walk through your life with beauty.**

Celebration of Thanks Ceremony

Written for Celebration of Five Years of Service

Honored Queen: Guide and Marshal, you will escort (*state names of all council members that have served for five years*) to the East.

Honored Queen: Friends, it is with heartfelt thanks that we celebrate the journey you have taken with us these many years. You have worked with numerous Honored Queens, and Bethel Daughters. During the past five years, you showed patience and understanding, and guided us to become leaders of our Bethel. Guide and Marshal, face these friends west to hear our messages of thanks.

Chaplain: During your years of service, you have said many prayers on our behalf. Asking God for patience and guidance as you dealt with concerns from the Daughters and the adults of this Bethel. We hope you understand the impact you all have had on us, and how we have been blessed that God placed you in our Bethel.

Treasurer: Guiding the financial aspects of the Bethel can be difficult. Thank you for pushing us to sell for our fundraisers, and for allowing us to be creative in our fundraising ideas. Teaching young women financial responsibility and planning is an important part in our future success.

First Messenger: Just as Job was blessed with many riches, we too have been blessed with your talents. You guided us through numerous Jobie terms, shared our joys, our occasional sadness, and our mischief.

Second Messenger: Like Job, many small disasters were thrown your way. And like Job, you remained steadfast in your desire to help this Bethel. Thank you for helping us work through whatever trials were given us, and guiding us to still waters.

Third Messenger: Like Job, you may have struggled to get back up when trouble knocked you down. But you continued with your vision and knew that God's plans for you would be revealed. Thank you for remaining steadfast to our order and to this Bethel.

Fourth Messenger: Job was rewarded for his steadfastness. Think back to five years ago, and how our Bethel was smaller. Now look around this room – filled with beautiful Daughters, and supportive parents. You were a part of this! You helped make this happen! Rejoice in the accomplishments.

Fifth Messenger: You are still on your pilgrimage with Jobs. You may now be on a new path, but the excitement of what you have accomplished, and what is still to come, should fill your heart with joy and anticipation. Thank you again for your sacrifice of time and energy.

Inner Guard: Friends, just as a sentinel is entrusted to guard the doors, we thank you for how you guarded us from worries and protected us. You were there in hard times and in good times. Thank you for all your love and support that you have given us. Guide and Marshal you will have our friends face east.

Recorder: You have written love and joy on our hearts. Memories are etched in our hearts and we are forever grateful for the moments you have shared with us. Often, small gestures of kindness are the greatest gifts you have given us. Thank you all for the memories you have created with and for us, and for the memories we are yet to make.

Jr. Custodian: As the song ‘Come Holy Spirit’ states “Kindle a flame of sacred love, in these young hearts of ours”, you have sparked that flame for our Jobies and helped keep it going with your continual love and support. May your love for Job’s warm your heart and remain kindled in your soul forever.

Librarian: Just as the love of the arts makes one’s life complete, your love for us and the Bethel make us complete. You have written stories for our lives with the enjoyment of music, dance, and art. Thank you for your talents, and the many forms in which they graced us.

Sr. Custodian: Thank you all for being good custodians of the Bethel and for protecting the hearts and lives of all who entered. Your generosity of kindness and love filled this room every time you entered.

Junior Princess: Patience – that is what you have shown us. At times it may have been difficult, but your demonstration of this life lesson is invaluable.

Senior Princess: Faith – your actions and dedication are clear indications of your faith in God and in our organization. Thank you for having faith in us and the work that we do.

Honored Queen: Reward – while not monetary, is the realization that you are loved by this Bethel and that your dedication is respected by all. (*Present gifts*)

Sing (Tune of ‘Now Our Work is Over’)
Now your work’s not over; here is where you belong
Guardians of the Bethel, made us safe and strong
We thank you for your patience, and your sacrifice,
You touched our hearts forever, memories for our lives

HQ: Guide and Marshal, you will escort our friends back to their seats.

THE LIVING CROSS OF JOB'S DAUGHTERS
With Signing Narration Options

(The members form the Cross while the Musician plays "Onward Christian Soldiers" or "Forward all Jobs Daughters" or "We're Jobs Daughter Fair and True". Members kneel on 3 chords(four chords when using flowers); then Musician plays "Nearer My God to Thee" or "Let There Be Peace" softly in background while narrator reads. Following the narration, the Daughters sing two verses.)

For Job's Daughters everywhere, the Closing ceremony and formation of the Living Cross is a beautiful and moving experience. The years may pass, but the special feeling from taking part in the formation of this most important of Christian symbols never wanes.

Like all Masonic-related organizations, Job's Daughters International bases its foundation on a belief in God, with a special emphasis on the Book of Job, the 42nd Chapter, 15th verse... "And in all the land were no women found so fair as the Daughters of Job; and their father gave them inheritance among their brethren."

The Holy Scriptures guide us in all that we do, whether it be religious, patriotic, community service, self-development or leadership building activities. For we know we must maintain our faith in God, and through trust in Him we will achieve our final reward for living a virtuous life.

Some of you are seeing the formation of the Living Cross for the first time, and you may not be aware of the significance given to the location of each officer in the Cross.

The Honored Queen is at the base of the Cross as a sign of humility and service to those they serve as the leader of our Bethel. The base must be solid and strong to support the Cross. Through the Honored Queen's strength, the Cross stands high as a testament to the message it proclaims to the world.

At the center of the Cross is the Chaplain – who represents our faith in God as the focal point of our Order and our lives. The Chaplain is a constant reminder of the lessons we learn from the Holy Scriptures, and of our daily need to speak with God and give our lives to His care and keeping.

On the ends of the arms of the Cross are the Junior Princess and Senior Princess. They assure a balance is maintained in our Bethel, just as there needs to be a balance in our lives through an understanding and pursuit of those attributes God expects us to make a part of our lives.

The Officers of the Bethel comprise the fiber that holds this Cross together by relating the truth of Job's life that although the world seems to have forsaken us at times, we must turn to God and remain faithful to Him. As we live our life with faith and patience, so will we be rewarded.

Many Bethels choose to incorporate sign language into the Closing Formation for a very special reason. The philanthropic project of Job's Daughters International is HIKE, which is an acronym for Hearing Improvement Kids Endowment Fund. Through fund raising efforts, Job's Daughters assist children with hearing loss to achieve improved communication skills. Because of this philanthropy, the use of sign language has a special significance.

And when we call it a Living Cross we aren't just referring to the Job's Daughters who have formed it. Instead, we mean it as a living, active force in our lives.

As you look at our members in the Living Cross, let it serve us to ask ourselves if we are humble and yet strong in our service; if God is the center of our lives; if we maintain a balance by pursuing those things God expects of us; and if we are keepers of the message and proclaim that message in our every thought, word and act.

As the Daughters come out of the Cross, turning right and left, the diagram on the floor will be that of a large open Holy Bible. A reminder of our source of strength and understanding of God's will.

"And in all the land were no women found so fair as the Daughters of Job."

(The Daughters sing two verses of "Nearer My God to Thee" or "Let There Be Peace" or speak the Mizpah Benediction. Three chords(four chords when using flowers)for Daughters to rise; conclude the closing formation.)

NEBRASKA HIKE CEREMONY

Note: The Bethel room is to be set up as per Ritual. A Special Dispensation is required for this Open Meeting.

Entrance of Bethel Guardian and Associate Bethel Guardian in usual manner, as per Ritual.

BETHEL GUARDIAN: [*One rap**] **Job's Daughters International Bethel No. ____ of _____ (city), Nebraska of is about to convene for a special ceremony for a HIKE Presentation.** *The Bethel Guardian will nod to the Musician as a signal to begin playing "Open the Gates of the Bethel". Refer to Music Ritual.*

Entrance of Bethel Officers as per Ritual to music of "Open the Gates of the Bethel".

BETHEL GUARDIAN: **It is my pleasure to introduce Honored Queen, _____.**

HONORED QUEEN: **It is my pleasure to introduce our Bethel Guardian _____, and our Associate Bethel Guardian _____.** *The Bethel Guardian presents the Honored Queen with the gavel.*

HONORED QUEEN: **The Officers will take their stations.** [*One rap**]
Once the Officers have taken their stations they remain standing. The Honored Queen begins when the Guide and Marshal return to their stations.

HONORED QUEEN: **I will explain the use of the gavel:**

One rap seats everyone

Two raps calls up only the Bethel Officers

Three raps calls up everyone

HONORED QUEEN: **Marshal, (rises) you will display the flag of our nation west of the Altar.** "America the Beautiful" refer to Music Ritual. Refer to the Ritual for the flag ceremony and escort of the National Emblem.

[Three raps*** when flag presented at the Preparation door.]

All sing National Anthem

HONORED QUEEN: **This Flag is an emblem of the liberties we enjoy, the protection of our homes, and the freedom of our institutions. It is a symbol of the blood of our forefathers, who died that our country might endure. We love it and all for which it stands. Marshal, place it in the East at the right of the Senior Princess.**

Marshal proceeds to the East according to the Ritual

HONORED QUEEN: **All Citizens of the United States will join in pledging allegiance to the Flag.** (*One rap **)

[As the Marshal turns to return to her station the Honored Queen sounds one rap*]

HONORED QUEEN: **Marshal, (rises) you will display the Bethel Flag.** "Under the Banner of Victory"

HONORED QUEEN: **Daughters and Majority Members, you will rise and join in singing the Bethel Flag song.** The Marshal will sing the Bethel Flag Song.

Sing "Bethel Flag Song". (*One rap **)

HONORED QUEEN: **Marshal, place the Bethel Flag in the East at the left of the Junior Princess.**

Marshal proceeds to the East according to the Ritual. [As the Marshal turns to return to her station the Honored Queen sounds one rap]*

HONORED QUEEN: **Recorder, (rises) you will read the Special Dispensation – See SI-6**

HONORED QUEEN: **Chaplain, you will lead us in the Lord's Prayer using the words debts or debtors. [Three raps***]**

HONORED QUEEN: **Will all Bethel officers please stand and give your name and office, and any additional titles starting on my left.**

Starting with Junior Princess and going around the room left to right. Each member rises, one at a time, giving their name and all titles, and then the member is seated. [One rap* after all officers have introduced themselves.]

Introductions: All are introduced from the sidelines: All are given a Hearty Welcome

HONORED QUEEN: It is my pleasure to introduce _____ (name) _____ (title) of _____ (Bethel No. or Masonic Organization of _____ (city).

(if the Honored Queen does not know all the visitors: HONORED QUEEN: Please introduce yourself, giving your name, title and Bethel number (or name of Masonic Organization), beginning on my right).

HONORED QUEEN: **Members and friends, you will join me in giving a hearty welcome to _____.** *The Honored Queen leads in applause.*

ORDER OF INTRODUCTIONS:

Daughter HIKE Coordinators and HIKE Committee Members

Recipient and family

Past Honored Queens

Miss International Job's Daughter

Supreme Bethel Honored Queen

Supreme Bethel Officers and Representatives

Miss Nebraska Job's Daughter

Grand Bethel Honored Queen

Grand Bethel Officers and Representatives

Jurisdictional Bethel Honored Queen

Jurisdictional Bethel Officers and Representatives

Visiting Job's Daughters not previously introduced

Supreme Guardian & Associate Supreme Guardian

Grand Guardian & Associate Grand Guardian

Jurisdictional Guardian & Jurisdictional Associate Guardian

Grand Master of Masons or his Official Representative

Others at discretion of HQ as approved by Bethel Guardian Council, in the following order:

1. Past Supreme Guardians/Past Associate Supreme Guardians
2. Supreme Officers
3. Past Grand Guardians/Past Associate Grand Guardians
4. Past Jurisdictional Guardians/Past Associate Jurisdictional Guardians
5. Grand Officers
6. Bethel Guardians/Associate Bethel Guardians
7. Past Bethel Guardians/Past Associate Bethel Guardians
8. Council Members
9. District Deputy Grand Master (or equivalent)
10. Presiding Supreme or Grand Officers of other Masonic Family Organizations
11. Presiding officers of other Masonic Family Organizations
12. Any others, at the discretion of the Honored Queen and the Executive Members of the Bethel Guardian Council

HONORED QUEEN: Today, we are gathered together for a **VERY EXCITING REASON!!** We are here to make a **HIKE Presentation**. _____ is/are the lucky recipient(s) of some of our fundraising for the **HIKE fund**. The money will be used to provide hearing assistance devices. This we know is an exciting time for _____ and [his/her/their] family, and we are happy to be a little part of this happiness.

Before we make the Presentation, we would like to tell our guests a little bit about Job's Daughters and **HIKE**. *(Daughter is seated.)*

SENIOR PRINCESS: *(Rises)* Job's Daughters International is a group of young women between the ages of ten and twenty, who believe in God and the teachings of the Holy Bible and place a high emphasis on respect and obedience to God, our Country, its Flag, their parents and guardians. To belong, a girl must be related to, or sponsored by, a Master Mason.

Our Order is founded on the Old Testament, the book of Job, with special emphasis on the 42nd Chapter, 15th verse: "And in all the land were no women found so fair as the daughters of Job and their Father gave them inheritance among their Brethren." *(Daughter is seated.)*

JUNIOR PRINCESS: *(Rises)* Ethel T. Wead Mick founded our Organization in Omaha, Nebraska on October 30, 1920. In August 1931, we became International when Bethel No. 1 in Vancouver, British Columbia was instituted. Today there are Bethels in Canada, Australia, Brazil, the Philippines and the United States. *(Daughter is seated.)*

GUIDE: *(Rises)* There are 3 Daughters in the triangle -- the Honored Queen and two Princesses – wearing their capes and crowns, and holding the emblems of their office. These Daughters represent the three daughters of Job and are the top three Officers in each Bethel. *(Daughter is seated.)*

MARSHAL: *(Rises)* Our Bethel Flag represents our Order. The Purple, which is the basic color of Job's Daughters, stands for the highest ideals of life. The white symbolizes purity. The triangle is the emblem of our Order. It reminds us of the three-fold influence upon our lives, our God, our Country and our home. *(The Marshal and the Junior Princess rise together. When the Marshal says the words "Bethel Flag", the Junior Princess goes to the flag and holds it out. Both are seated together.)*

JUNIOR CUSTODIAN: *(Rises, and picks up Dove with both hands and extends it toward recipient).* The White Dove represents peace, purity, divine recognition and approval. *(Daughter is seated.)*

SENIOR CUSTODIAN: *(Rises, and picks up Urn of Incense with both hands and extends it toward recipient).* The Urn of Incense represents a pure heart filled with faith, love, and devotion to God. *(Daughter is seated.)*

HONORED QUEEN: *(Rises and extends her left hand toward the Horn of Plenty until sentence is completed.)* The Horn of Plenty reminds us that God rewarded Job with great riches and a long life of happiness. *(Honored Queen picks up the Lily of the Valley with her right hand and places it in the palm of her left hand, holding the stems.)* The Lily of the Valley is the flower of our Order and is a symbol of humility, purity and a clean life. *(Replaces the Lily of Valley on the pedestal and is seated.)*

FIRST MESSENGER: *(RISES)* **HIKE is a special endowment fund that was created in 1985 by Job's Daughters International to provide hearing aids or hearing devices to children from newborn through age 20 who are in need. HIKE stands for Hearing Improvement Kids Endowment.**

The HIKE flag represents Job's Daughters and our motto of "Kids Helping Kids" in the Job's triangle with the "I Love You" sign. *(Daughter is seated.)*

SECOND MESSENGER: *(Rises)* **Bethels have various fund raising activities within their Masonic organizations and throughout their communities to raise money for HIKE. Some of these activities include HIKE walks; bake sales; car washes; raffles; door-to-door collections; selling cookies; booths at carnivals; selling popcorn and pop, and many other activities. Recognition is given to the Bethels for their participation. Awards are also given to individuals for the amount they have collected.**

The money collected by each Bethel is forwarded to the HIKE Fund Incorporated. Less than 5% of all money collected is used for operating expenses. 95% of the money goes to the children who need our help. Unpaid volunteers from throughout the United States staff HIKE Fund Incorporated. *(Daughter is seated.)*

THIRD MESSENGER: *(Rises)* **How do these children get the money? Through a screening process by HIKE Fund, Inc. these applications, funds are provided to those in need of hearing devices.** *(Daughter is seated.)*

FOURTH MESSENGER: *(Rises)* **In Nebraska there are three adult committee people and four Daughter Coordinators to assist in the HIKE Program. They work with the Bethels and applicants in obtaining applications, assisting with the presentations and helping with fundraisers.**

Last year Nebraska raised just over \$_____. This year Nebraska Job's Daughters would like to raise at least \$_____. *(Daughter is seated.)*

FIFTH MESSENGER: *(Rises)* **It's the giving and doing for someone else....**

On that, all life's splendor depends...

And the joys of this life, when you sum them all up....

Are found in the making of friends... *(Daughter is seated.)*

TREASURER: *(Rises)* **To have joy, you must share it. Happiness was born with a twin. Happiness adds and multiples as we divide and share it with others.** *(Daughter is seated.)*

RECORDER: *(rises)* **I am only one, but I am one. I can't do every thing, but I can do something.** *(Daughter is seated.)*

HONORED QUEEN: *(Rises)* **Chaplain, you will close the Bible.** *[Three raps***. When the Chaplain returns to her seat the Honored Queen sounds one rap*].*

HONORED QUEEN: **Guide and Marshal, you will escort our honored recipient and [his/her] family to the East.** *Guide and Marshal escort as per Ritual for presentation of Check and Gifts*

HONORED QUEEN: **Guide and Marshal, you will escort our guests to the sidelines.**

HONORED QUEEN: **Remarks:**

- a. Bethel Guardian
- b. Associate Bethel Guardian
- c. Miss Nebraska Job's Daughter
- d. Daughter HIKE Coordinator and/or HIKE Committee member
- e. Others called upon by the Honored Queen

HONORED QUEEN: **Chaplain, you will attend at the Altar.** *(Three raps ***)*

CHAPLAIN: **Our Heavenly Father, we thank you for bringing our Job's Daughters family together today to give _____ this special gift – the “fruits” of all the efforts by each and every Job’s Daughter. It is always such a joy to be able to give something that has only been dreamed or hoped for. We thank you for the honor of being the ones making this presentation to _____ and [his/her] family. We are pleased to know that _____ will be able to hear the things that we all take for granted and [he/she] can enjoy [his/her] life so much more. We ask that you guide and protect each one of us as we go our separate ways. Let our faith and love continue to guide us and to help make the world a better place for all. We ask in Thy name sake. Amen.**

Members respond by saying “Amen.” All Daughters sing: "Now the Day is Over". Chaplain will close the Bible and return to her station as per Ritual. [One rap]*

HONORED QUEEN: **All Officers, the Bethel Guardian and the Associate Bethel Guardian will please rise and take part in the Closing Ceremony.**

Closing Options:

1. *Closing as per the Nebraska Ceremony "The Living Cross for Job's Daughters with Signing Narration Option"*
2. *Closing as per Ritual*

BETHEL GUARDIAN: **This concludes our ceremony.** *The Bethel Guardian bows to Officers. Officers respond with a box. [One rap*]*

THE LIVING EMBLEM OF JOB'S DAUGHTERS

This Ceremony may be performed with only a Narrator, the Honored Queen, and Senior and Junior Princesses

The Dove and Urn of Incense are located on their pedestals, and the Cornucopia is placed in the East. Two chairs are placed side by side west of the East Dais. Two members, dressed in robes, carry in a banner, "IYOB FILIAE". They position the banner on the floor in front of the chairs with appropriate support so it stands upright.

March music as Daughters enter to form the triangle. Or, three Daughters enter from the west, individually as their names are called. They sit in the same positions as if in the East, and the Honored Queen stands between and behind the Princesses. Each is dressed in proper regalia for her station.

NARRATOR (located in the East and she also is dressed in regalia): The members of Bethel No. ___ are forming the triangle, which encloses the emblem of the International Order of Job's Daughters. Our purpose is to teach young women leadership, responsibility and moral upbringing. The Book of Job is a strong foundation upon which to build this training, for it tells the story of a fallible human being – Job. By studying the trials and triumphs of this man, we hope to discover how to direct our own lives to the end that we may receive our final reward. We, the members of Job's Daughters Bethel No. ____, are proud to present to you the living symbol of our Order.

The three sides and angles of the Job's Daughters triangle are equal, teaching us that all members are of equal importance to the Bethel. It also reminds us to the three-fold influence on our lives – our God, our country and our home.

The members march to seats reserved for them. The Junior and Senior Princesses stand in the East.)

NARRATOR: IYOB FILIAE (pronounced E-YUBE-FEE-LEE-A) means "daughters of Job' in the Greek and Latin languages which form the basis of many languages around the world.

The three daughters on the Job's Daughters symbol are the three Officers stationed in the east of the Bethel Room.

(Pause as the Junior Princess goes to east and is seated. She carries the Dove.)

Junior Princess, (name). The Junior Princess represents Job's first daughter Jemima, which means "dove". She is holding the white dove when symbolizes purity and truth. We learn from this daughter always to remain faithful to God in our every thought, word and act, no matter what earthly trials we may be called upon to endure. We are told to be steadfast, practice love, dispense light, shun falsehood and believe only in the truth.

(Pause as the Senior Princess goes to east and is seated. She carries the Urn of Incense.)

Senior Princess, _____. The Senior Princess represents Job's second daughter Kezia (pronounced "Ke-Zi'-uh") meaning cassia ("kash' ia") which is used in incense. She is holding the Urn of Incense, which symbolizes prayer. Kezia reminds us to give ourselves to faith that never faileth, and thoughts to others, inspiring confidence and hope of reward.

(Pause as the Honored Queen enters and wait until she stands between the two Princesses. She carries the Horn of Plenty.)

Honored Queen, _____. The Honored Queen represents Job's third daughter, Keren happuch (pronounced "Ker-en ha'-puk"), which means plenty. She is holding the

Horn of Plenty, which symbolizes the triumph of Job over the temptations of the evil one, and the reward for Job's piety and faith. It reminds us to advance with strength and power.

You'll notice that these three daughters, and all members, wear identical white robes. This is the style worn at the time of Job, and emphasizes that all members are equal in the eyes of a fellow member, just as we all stand in equal status before our Creator. We learn that through the participation and contributions of every member, we all share an equally important role in the success of our Bethel.

Our colors are purple and white. The purple stands for royalty and the highest ideals we may attain in life, and white represents purity and joy in life that we seek. Our flower, the Lily of the Valley, teaches us humility because of the retired place in which it grows. It instructs us that beauty beams from purity throughout the vale of humility. Our motto is "Virtue is a quality which highly adorns woman."

Job's Daughters' meeting place is called a Bethel, which means "holy place". Our Ritual is based on the Book of Job with a particular reference to the 42nd Chapter, 15th Verse: "And in all the land were no women found so fair as the daughters of Job, and their father gave them inheritance among their brethren". Our members continue this tradition of inheritance. To become a Job's Daughter, a girl must be related to, or sponsored by, a Master Mason; or a daughter or granddaughter of a Majority Member of our Order

Our Order has roots to the traditional values of the Midwest. It was begun in 1920 in Omaha. Bethels are located across the United States, including Canada, Australia, the Philippines and Brazil.

The Job's Daughters symbol you see before you is a reminder of these lessons for Job's Daughters and all people, everywhere. Each time we see it, may we remember these important lessons for our lives: purity, truth, faithfulness, prayer, kindness and the rewards that await us for living according to the Creator's desire for us.

Our members will now sing the first verse of "Onward Christian Soldiers", and we invite you to join with us.

("Onward Christian Soldiers" is played, and members and the audience sing together the first verse only.)

Thank you for the opportunity to present the Living Job's Daughters Emblem and to explain its meaning to you.

HERITAGE CEREMONY

HONORED QUEEN: *(Stands)* As we look to our future, it is also appropriate that we look back to remind ourselves of those who established our freedoms, our rights and our heritage. Heritage – it's that which comprises all of us – our past, our present and our future. How is it that one concept, rooted in the past, possibly can have such an all-encompassing impact? We now will explore that with the help of the Bethel Officers. *(Steps back)*

SENIOR PRINCESS: *(Rises and steps to lectern)*. Our heritage is a quiet blending of many influences, experiences and beliefs. We all share a common heritage, and yet, we each revel in the particular events and persons having molded us, whether it be from centuries past or just a mere generation away. They make us who we are and what we will be. We are as inseparable from our heritage as the love of God is inseparable from us. From that we can take great comfort and give reason to rejoice and recall with fondness those who have preceded us. *(Is seated)*

JUNIOR PRINCESS: *(Rises and steps to lectern)*. As we begin our way along the path of our heritage, let it be a reminder of our individual heritage as well as the heritage that we share as a community...as an integral part of this world, this nation, our beautiful state and our cities and towns. For we know that the key to our success exists in a world that is governed with people by the peaceful. We hold our sense of community closely, and with great fervor. Its preservation is the solid base from which we grow in meaningful values surrounded by security and love. *(Is seated)*

HONORED QUEEN: *(Steps to lectern)*. We begin our journey at the center, where our heart can be found nurturing our devotion. In the center of the Bethel room is the Altar with the open Holy Bible. This hallowed place is the source of the answer to our every need. Chaplain, you will explain the heritage of our reverence.

CHAPLAIN: *(Stands)*. In the Masonic fraternity, we pray to the Supreme Being in many voices that arise from all corners of the earth. So it was more than 350 years ago that the great migration of religiously oppressed people made its way to this country. The voices had different accents, and yet, in time we all came together, each in our own way to worship as we chose. Our devotion to the teachings of our God have strengthened us during times of tribulation, and have been the source of our celebrations as well. Our prayers keep us ever mindful of the heritage given us by those who cleared the path that we might meet as one, although our voices and the way we worship may differ. *(Is seated)*

HONORED QUEEN: Treasurer, what heritage do you represent?

TREASURER: *(Stands)*. Societies have been successful since the earliest days because people worked together and one person relied on another for their special skills. The value of that reliance spawned our economic system, which is built on that basic one-to-one trust. Honesty and hard work are the well from which we draw our ethics. Those who have preceded us ingrained strong, honest ethics – values we cherish to this day. *(Is seated)*.

HONORED QUEEN: Senior Custodian and Junior Custodian, tell us of the heritage of our country and this state.

(Senior and Junior Custodian stand)

SENIOR CUSTODIAN: Our country was founded on the solid rocks of a commitment...a commitment forged by the individual's need to live free, the freedom to express oneself, the freedom to worship, the freedom to participate in one's own governance, and the freedom to excel without the encumbrance of prejudice. We guard these rights with tenacity. And, with the grace of God, we hope the benevolence of the greatest country on earth will be a beacon for others who desire to celebrate each person's greatest potential. Our country's heritage rests on the strong values and rights that many have sacrificed their lives to establish and preserve.

JUNIOR CUSTODIAN: Our devotion to our state is strong like the devotion to our country. Few who crossed the grassy plains nearly 200 years ago realized that the fortune they sought could be found at their feet. Nebraska is that – a fortune to those who choose to partake of its riches. Pioneers who believed in hard work, honesty, piety and justice realized those riches. Equality Before the Law was their legacy to today's citizens. Their labors have reached fruition. We now enjoy a bountiful land rich in opportunity that stretches from the treed Pine Ridge to the cascading limbs that frame the Missouri River. We live the heritage of those pioneers by the manner we conduct our daily lives.

(Senior and Junior Custodians are seated).

HONORED QUEEN: Musician, please explain the heritage of our music.

MUSICIAN: *(Stands).* From the dawn of time, when our ancestors uttered unintelligible sounds in a rhythmic pattern, we have used music to describe our experiences and release our emotions.

Music binds us together when we worship and when we honor our country. We celebrate passages in our lives through music, and during our times to mourn, too. The music we enjoy today will become tomorrow's found memories. Our musical heritage is composed of centuries of influences. As we raise our voices in song, we give tribute to the gifted who have provided enjoyment and meaning to our lives. *(Is seated)*

HONORED QUEEN: Guide, please relate our Masonic heritage.

GUIDE: *(Stands)* No other fraternal organization on earth embodies the involvement of more persons than the Masonic fraternity. From its beginning, Masonry has held the expectations of man to a higher level of living. Not content to rely on the potential corruptions of developing societies, Masonry places guideposts for men to follow throughout their lives. This influence stretches to all corners of the globe withstanding vile leaders and purveyors of hopelessness. From this background have come appendant bodies that expand the light of Masonry to more and more individuals hungry for lessons in achieving a righteous life. We honor our Masonic heritage and assist in its success by living each day according to the principles of our Order. *(Is seated)*

HONORED QUEEN: The heritage of our cherished Order will be explained by the Marshal.

MARSHAL: *(Stands)* We, indeed, are fortunate to live in the birthplace of the International Order of Job's Daughters. It was the uprightness of disciplined Midwesterners that encouraged the creation of an organization for girls preparing for womanhood.

The combination of Midwestern ethics, Masonic principles and the desire for instruction in a virtuous life led our founders to assure a brighter future through Job's Daughters. Our Order was molded of contributions from several Masonic-related bodies and their leaders across Nebraska.

Those early efforts now are represented in five different countries around the globe. Our Job's Daughters heritage is a Nebraska heritage. We are proud of the direct link between our heritage in Nebraska and the lessons taught through Job's Daughters. (*Is seated*)

HONORED QUEEN: Vital to our continued success is the protection of our heritage which the Inner Guard and Outer Guard will now express.

(Inner Guard and Outer Guard stand)

INNER GUARD: The attributes of heritage form the very soul not only of our being, but those who will follow us in the coming generations as well. We are what we were, and what we will be. Therefore, it is incumbent to guard our heritage and to pass on its teachings. This requires vigilance so that the values handed down over the centuries and fired through the heat of our forefathers' tribulations, are not lost but continue to guide those who will reach adulthood.

OUTER GUARD: The preservation of our heritage extends beyond the momentary interest of a year. For if we are to truly benefit from those who have preceded us, then we must protect the lessons, the symbols and the words that have stood the test of many trials. And, we must live them.

(Inner and Outer Guard are seated).

HONORED QUEEN: Recorder and Librarian, please explain how it is that we will remember these lessons.

(Recorder and Librarian stand)

RECORDER: The world has been blessed with many prolific writers. Through thousands of years, they have recorded the progress of our civilizations...civilizations that through their corruptness have risen only to fall, and civilizations that have reached the summit of greatness as a pure and loving citizen of the world. The lessons of history – our heritage – have been faithfully noted in our books, thanks to the never-dying pledge of historians to truth coupled with their analysis and insight. It is with their instruments that our heritage will live beyond your and my days.

LIBRARIAN: Our great societies and individuals are pieces of prior generations. Therefore, we must preserve our heritage whether it be the heritage passed on through our families or the written wisdom recorded through the ages. For those who lose their heritage, lose a bit of themselves. Every step away from the path makes the way darker. But armed with the light of our heritage, and combined with our own good judgment, we encounter and overcome. Being in full possession of our heritage makes us rich and fulfilled.

(Recorder and Librarian are seated)

HONORED QUEEN: Our journey is almost complete. Thus far, we have seen the rewards for living our heritage day-by-day through our religious beliefs, our mutual trust and reliance, our music, and pride in our country, state, fraternity and our Order. We also know the value of retaining a firm hold on our heritage. The Messengers now will further elaborate on what we have learned.

(All five Messengers stand)

FIRST MESSENGER:

**T'was our forefathers who brought forth this land.
Who built it and protected it with their strong hand.
It is right that we now celebrate their gift,
To use their judgment when life-burdens we lift;
And apply their reasoning to our own lives,
So that we are ready when our time arrives.**

SECOND MESSENGER:

**Let us remember the keys of their success,
T'was God and courage that solved their duress.
Faith in the Almighty is what made them strong,
And a will for freedom for which all people long.
They fought and served and made life free,
So our religious beliefs can be observed individually.**

THIRD MESSENGER

**Pride in our country, our towns and our state,
Built them with morals, which we dare not violate.
So they rallied to Masonry for its values they yearn,
And they were passed to Job's Daughters for us to learn.
The strength of this love spawned their interest to serve,
Now it's these values we strive to preserve.**

FOURTH MESSENGER

**It's reliance and trust with one another that counts,
Not selfishness, pettiness and oneness we flounce.
Just as those before us found to be true,
Our existence relies on a cooperative view.
For we are one, and together we progress,**

FIFTH MESSENGER

**Our heritage is that of which we speak,
That through the centuries we seek.
We pledge to look forward and back until,
Our past and our future fulfill His will.
Never to forget the past which comprises the now,
To live our heritage is our solemn vow.**

(All five Messengers are seated)

HONORED QUEEN: To live our heritage is our solemn vow. We bear in mind those who have molded the present through their efforts in the past. We will continue the strong values and ethics that have been given us, and not only will protect our heritage, but dig deep truly to understand it. In this State, which is so rich with the ethics of dedicated, loving and hard working pioneers, we recognize and attempt to understand their contributions to our lives and society. For to remember the past is to ensure an even better future.

This completes "The Heritage Ceremony".

LEADERSHIP CEREMONY

HONORED QUEEN: Leadership is one of the qualities Job's Daughters develops in young women. We now pause to examine leadership and all that it holds for Job's Daughters today and in the future. In Job's Daughters, we are taught that leadership is earned through our hard work, dedication to the Order, our ability to inspire others to achieve a common goal, and to take responsibility for projects and our fellow members.

We enter Job's Daughters being tossed by the events surrounding us – not entirely in control and not knowing how to gain control. But at such a tender age we also are alive with interest, enthusiasm and an eager mind waiting for the challenges of responsibility. We do not have sails, but we have a sturdy cloth to piece together; we have not rudder, but we know where we want to go; we are not sheltered from the torrents of the seas, but we have ingenuity. Each new venture into leadership equips us to add another piece of cloth to our sail, another idea to guide us on our way, and another learning experience to better prepare us for our journey. Job's Daughters provides these opportunities to its members. Senior Princess, you will explain the importance of learning how to lead.

SENIOR PRINCESS: For those just embarking on their trip of life, the challenges are many. At first, we are confronted with the lack of information. We are ready to investigate all things, conquer all adversities and assume any task. We exude confidence, though we may not yet possess knowledge. In that lies our change to success or our change to fail, but most certainly our opportunity to learn.

For our sail can be constructed as sturdily from our failures as our successes. We only need to be given the experience and we will be stronger, more adept and own a greater insight on the best way to accomplish the goals of the whole.

As we grown, we ask for the change to set our own course, billow our experimental sails and maintain our hand at the rudder. And when we face the throes of the seas, we ask for the strong hand of our leaders to rest gently upon ours to steady the course; not to control, but to guide. With this guidance, we will learn to lead, and through our own efforts we will lead.

To be able to lead and learn to lead, we need our adult leaders to open the doors – whether it be planning of our activities or the ability to determine the destiny of our Order. Limitations on our ability to address the challenges confronting our Order are limitations on our leadership, and thus our growth. But the opportunity for us to discuss, plan, organize and implement solutions at all levels of Job's Daughters gives us the knowledge to turn our sail to capture the full thrust of the wind and speed us ahead better prepared for life. With authority, we can then truly experience the full benefit from our experience in this Order.

HONORED QUEEN: Junior Princess, you will give us the perspective of the past.

JUNIOR PRINCESS: Now that the need has been expressed, we also must look back to the past to see what was intended for us. Our founder, Mrs. Ethel T. Wead Mick, was an ambitious innovative woman. At the time when women were under-educated and had societal mandates to remain in the home to handle domestic duties, Mother Mick pursued an education to become a doctor. She embarked on trails that few women had trodden at that time. Her commitment to her personal growth and service to mankind was strong.

During her formation of Job's Daughters, she maintained that firm commitment; first for the growth of young women in the attributes of Masonic principles, and second for personal growth so they could advance themselves in life. A woman of strong vision, Mother Mick foresaw a time when women would pursue education with a zeal, which would lead to a more fulfilled life. From the time she stepped down as Supreme Guardian of Job's Daughters in 1922, until her death in 1957, Mother Mick was the chairman of the Order's Education Committee. Scholarship funds were started to assist members seeking higher education, and her encouragement to the members set the tone for one of the major trusts of our Order.

Mother Mick built into our Order the characteristics of good leadership that she desired young women to possess – planning, organizing, implementing, conducting the meeting of a democratic organization speaking before groups, and the power to decide the course of their organization – all are facets that we, the members, deserve to learn to better prepare ourselves for life, just as Mother Mick intended.

Women have made much progress since that time. And yet, because all things change, it is necessary for us constantly to re-examine if we are providing the members with leadership experiences to prepare them for the challenges of a changing and demanding world. The past tells from whence we came. Our actions today affect where our members will go tomorrow.

HONORED QUEEN: Chaplain, you will relate the leadership of Job's Daughters in spiritual areas.

CHAPLAIN: As members of Job's Daughters, we attest to our faith in God. He is our refuge and our celebration; our daily partner and our eternal Father; a safe harbor for our days on earth, and the promise of an everlasting life within His loving arms.

It is with His grace that we are able to enjoy life. And we know that all we must do is recognize His presence, His desire for us to have a fulfilling life, and His love for us. Our Creator wants us to realize our greatest potential in life, and we learn from Job's Daughters that with His guidance and our unwavering trust in Him, it is possible. Job's Daughters gives us many of the skills we will need later in life to realize our hopes and dreams. And the key to that realization is a trust and faith in God.

HONORED QUEEN: Messengers, you will tell us about the qualities of leadership.

FIRST MESSENGER: Leadership is courage. A leader is sometimes out of step when everyone else is marching to a different tune. It is the vision to question what is, to seek an answer to "Why not", and then to follow through and pursue change even though others may object. Leadership is the courage to fight for what you believe, no matter the challenge. It is the courage to be constantly exploring for new answers, and to not be content with things the way they are because the always have been that way. Without courage, there can be no leadership.

SECOND MESSENGER: Leadership is caring. We pride ourselves on our heart. We extend it to those in need. Our purpose is to bind all elements together so that everyone benefits. By reaching out to others as loving and responsive leaders, we are able to meet the needs of those who have entrusted themselves to us. We protect each person's rights because we care; we seek solutions to our challenges because we care; we do our best because we care.

THIRD MESSENGER: Leadership is innovation. We see changes and we seek ways to capitalize on them for the benefit of everyone. We plan ahead and devote ourselves to making the whole better by taking a fresh look at what we do. We innovate and expect to win, and yet we are not afraid to fail. It is through failure that we come closer to the truth. Innovation is a sign of health, of a hopeful future, of a vision.

FOURTH MESSENGER: Leadership is commitment. We pledge ourselves to each other, to the organization, to our God, and to our country. We lead because we want to make things better. We are committed to doing our part to improve our experience, and to make a difference.

But our commitment extends beyond self. It is a devotion to a cause that bears a sweet fruit for many. Through our pledge of commitment, we lead others to realize the joy of a life well spent in the labor of service.

FIFTH MESSENGER: Leadership is communication. Our organization is strengthened when we communicate. We all must understand why we do what we do. We must know what is expected of us, and how well we perform. Our vision must be shared so that we all know where we are headed. Communication brings us together, unites us and makes each of us feel ownership of our mission. It is the very source of our success.

HONORED QUEEN: Time changes all things. As each year passes, new developments and new challenges constantly change the situations that impact our lives. We are pressed to discover new approaches that will respond to new situations and better prepare us for the future. Just a society inevitably changes with the passage of time, so too do our members. For their futures will be filled with more and difficult challenges as they assume increasing responsibilities. Our ability to answer those challenges will rest on how well we are prepared. And, as a result, how well we will be able to fulfill our dreams and the fulfillment of a rewarding life as God expects of us.

The burden on our leaders – we are leaders of our Bethel, and the adults by providing their guidance – is great. And as times change, so too must we be at the forefront so that we are relevant to life as it is and will be. Organizations that don't change lose ground and eventually die. Thriving organizations change and adapt to their ever-developing environment, and thus they grow. Our approach to providing leadership opportunities constantly must be scrutinized. If we are to provide leadership that will be meaningful to our future lives, then we must review it and be certain that it attempts to answer tomorrow's needs today. The more stable our foundation, the higher we can reach tomorrow.

But leadership experience is the key to unlocking the treasure chest that awaits us. Leadership qualities possess the power for us to advance ourselves. Therefore, the most leadership qualities we know, the greater are our opportunities. Then, we need not fall short because of a lack of experience. Instead, our experience will give us advantages in life. Armed with leadership experience, we will travel closer to our goal and be better prepared to achieve it. This all is possible when our adult advisors, indeed, "Teach us well, and let us lead".

This completes "The Leadership Ceremony".

THE ROBE CEREMONY

HONORED QUEEN: We commemorate the ideals of Job's Daughters International as represented in the robes that each member wears at our meetings. Our purpose is to recognize the significance of the robes we wear, which are rich in the teachings of our Order. Our new robes represent the many important lessons that Job's Daughters imparts, which places a special responsibility on us to care properly for them.

(A member wearing a new robe walks to a point on the East Marching Line, one step north of the center of the room. The cord is not tied.)

These robes are the style worn at the time of Job, and are of similar appearance, color and construction. This implies that all members – no matter what their social, educational or economic status – are equal in the eyes of a fellow member, just as we all stand in equal status before our Creator. Through the participation and contributions of every member, each of us plays an equally important role in the success of our Bethel.

Our link is strong with the Masonic-related organizations from whom we receive our heritage. Their support is essential to our success. The robes reflect the principles they stand for. (Member gestures with one hand the length of the robe.) The color of our robes is white which is the symbol for purity and joy. Our founder, Ethel T. Wead Mick, summarized this point in our motto, "Virtue is a quality which highly adorns woman." The color of a Master Mason's apron is white, which indicates his never-ceasing effort to keep himself "unspotted before the world". One of the rays of light of Eastern Star is white which is symbolic of light, purity and joy. These common lessons bind us inseparably together, and are the very reason for our existence. Our Senior Princess will now continue with an explanation of the significance of our robes.

SENIOR PRINCESS: *(Member follows line of yoke.)* The yoke is one continuous band, representing an unbroken circle, which alludes to our Creator. It is indicative of life everlasting, which is available to all of us if we maintain our faith in Him.

(Member gestures to length of the sleeve.) The sleeve forms a square, which teaches us to walk straight paths in life, and to face life squarely, just as we walk straight lines and turn square corners during our Ritual work. We also must not forget that the square is used by Master Masons to represent purity by squaring their actions in life.

(Member gestures around the body and sleeve to the gathers.) The gathers of the body and sleeves symbolize the many friends we make in Job's Daughters from among the members and Council members who support us and provide a positive direction in our lives. This teaches us to be true to them, and worthy of their friendship. The robe is three inches from the floor, repeating one of the perfect numbers are reflected in the Holy Family, the Trinity, the three major prayers of our Ritual, the three epochs, our emblems, signs and responses, Job's three friends from the East and our three Daughters in the East of the Bethel Room. It also reminds us of the Third Degree which is required of a man to earn the designation of a Master Mason, so that we can become members of this beautiful Order.

And when we wear our robes, our posture is erect, our feet flat on the floor, our conduct dignified, our appearance immaculate, and our conversation both delightful and improving, which impresses upon us to hold high the aim and name of Job's Daughters and express through our daily lives the principles of religion, virtue and honor.

The crowns of the Honored Queen and Junior and Senior Princesses impart beauty, splendor and honor as a reward for their diligent work in our Bethel. The crown points directly heavenward to God, Job's source of consolation in his time of trial. They remind us of the Lord's Prayer as a daily supplication to God. The purple of our robes represents royalty. The Junior Princess will now explain the meaning of the cord.

JUNIOR PRINCESS. (*Member gestures to the cord and follows it off the shoulder, to the knot and off the waist.*) The cord is comprised of intertwining threads, which tells us that there is strength in unity of purpose. It calls us to be ever mindful of our friends. Their character can make us weak or strong. If their hold on us is too tight, we are restricted by their limits. But tied just right, we are able to move within the freedom of those who truly care for us. Thus, as we continue down life's pathway, your friends will help you achieve your goals and fulfill your highest hopes, just as you help them.

As the cord falls from the yoke, it is secured by three twists (*member twists cord*) telling us that life everlasting is built on the virtues of Faith, Hope Charity. The twists are symbolic of our praying hands (*member assumes the attitude of prayer*), which reminds us of the first time we knelt at the Altar of Job's Daughters and accepted the Obligation of becoming one of the fairest in all the land. (*Member drops hands. The member wraps the cord around her.*) When we wrap the cord around us, think of it as though the arms of our friends, and others we come to know through Job's Daughters, holding us securely within their protective grasp through their friendship and love. The cord about our waist is secure, just like the protection of the Master Masons who give us our heritage. A square knot holds the cord in its proper place. This teaches us to face life squarely and honestly. (*Member follows the line of the triangle made by the cord.*) Thusly tied, the cord forms a triangle on the robe, which is the emblem of our Order.

(*Member gestures downward to the tassels with both hands.*) The tassels at the end of our cords are like those of the ancient High Priests who tied bells to the ends of their habit cords. They rang softly as the Priest walked through the villages announcing his arrival and calling the people to prayer. It calls to us, as we walk in our Bethel, to be mindful of the reasons why we took our Obligation to become a Job's Daughter, and that our every action is judged by others as representative of all Job's Daughters. The Honored Queen will not complete or recognition of the meaning of our robes.

HONORED QUEEN: Our headbands also hold significance. (*Member turns her head so the audience can see the headband.*) They are white and purple, symbolizing royalty within a field of purity. They are placed highest as those virtues, which encompass the teachings of our Order. True royalty is found in nobility of character, made of virtuous habits and thoughts. Kindness, patience, thoughtfulness, willingness and many other virtues are essential to noble character. White in all ages has been deemed an emblem of purity and a symbol of joy. We wish for all our members the joy of all good things and that of work well done and a life well spent in the service of our Heavy Father. (*Member is seated.*)

Through recognition of the importance of our robes and headbands, we remind ourselves of their deep meaning as we pledge to live by these lessons for the privilege to be called a Daughter of Job. But in so doing, we must also thank those who have worked diligently so that we can now enjoy these beautiful symbols of our Order.

Chaplain, you will attend at the Altar.

CHAPLAIN: Our Heavenly Father, may the lessons represented by these robes and headbands become the very fabric of our lives as we proceed with Your work in our Bethel and our daily lives. Each time we wear them, may we be reminded of our commitment to live life squarely, of the equality of all of us, of our mission to achieve life everlasting in observance of Your will, and the importance of prayer. Through the coming years, may Your guidance be ever present in our Bethel and in the lives of those who give us go generally to our Order and all who wear the robe of a Job's Daughter. We ask in Your name. Amen.

HONORED QUEEN: This concludes "The Robe Ceremony".

FLAG CEREMONY FOR MASTER MASONS AND EASTERN STAR MEMBERS

Honored Queen and Junior Princess march to the East from the Ante Room and the Senior Princess marches from the Preparation Room. The Honored Queen ascends the Dais, while the Princesses stand at the foot of the Dais facing west.

HONORED QUEEN: America celebrates the birth of our flag on June 14th. This day is set aside to reflect on our commitment to our Flag, our country and our forefathers who made this great nation possible. Therefore, it is appropriate that we pause to observe the importance of this symbol which we all adore.

It was June 14, 1777, that the Continental Congress adopted the official design of the U.S. Flag. Let us review its symbolism and importance to our country.

Senior Princess and Junior Princess, you will escort the Flag of our Country into the Lodge Room.

They march to the North Marching Line side by side and turn west. They march to the Preparation Room and the Senior Princess enters carrying the flag. As they enter, the Honored Queen gives three raps. After all are standing, the Princesses enter. The Senior Princess proceeds to the Altar where she holds the flag at a 60-degree angle. The Junior Princess proceeds on the North March Line to a point in line with the Senior Princess.

HONORED QUEEN: This flag is an emblem of the liberty we enjoy, the protection of our homes, and the freedom of our institutions. It is an emblem of the blood of our forefathers who died that our country might endure. We love it and all for which it stands. Senior Princess, you will place it in the East.

The Senior Princess turns north and proceeds around the north side of the Altar, and continues east and placed the flag in the flag stand.

HONORED QUEEN: All citizens of the United States will repeat the Pledge of Allegiance. *(Honored Queen leads the assembly in the Pledge of Allegiance.)*

SENIOR PRINCESS: (turns to the side of the flag, facing the audience.) The Stars and Stripes stand for the land, the people, the government and the ideals of the United States. Its red signifies the courage and sacrifices of the nearly 45 million men and women who have been defenders of our nation, and those who spilled their blood that we might be free. The white represents the purity of our country's high ideals and our desire for liberty. The 50 stars are not only symbols of our states but as that great Mason, George Washington stated, they represent a "new constellation" in the universe; a beautiful new addition that through the goodness outshines the glow of any other nation. Its blue field, which contains the stars, speaks to the strength and unity of our states, and the vigilance of our citizens to maintain our freedoms and justice. These colors belong to us all because we have ensured the preservation of these ideals for more than 200 years.

JUNIOR PRINCESS: Our flag is the very fiber that binds us with our past, and to those who have laid down their lives for us. It stands in this room for liberty, freedom, the rights we enjoy and as a guarantee of protection against those who would want to deny others these liberties. It represents free elections, free speech, religious freedom and our right to assembly, which enables us to be here now. It is a testimony to the fact that our country believes in the freedom of the individual with an impartial government whose aim it is to provide opportunities for everyone to reach their fullest potential. It is a guarantee, a promise and our protector.

HONORED QUEEN: We proudly display our flag in this Lodge Room because it is the basis of the very beliefs that are taught in Masonry, Eastern Star and Job's Daughters. Masonry's compassion is also the compassion of our country. Our faith in the Supreme Being is also the faith of our country. The lessons of Masonry are at one with this emblem of our great nation. The red in our nation's flag is made more brilliant by our commitment to preserving freedoms; the blue is every richer because of the steadfastness of our organizations to stand together for the United States; and the white is more stainlessly pure because of the actions of our Masons, Eastern Star members, and Job's Daughters who live the lessons they are taught.

As members of the Masonic fraternity, we are at one with each other, our country and its symbol. But we must always bear in mind the charge that our beloved flag calls us to follow. Are we courageous in the defense of our freedoms by addressing them publicly without fear of personal reprisal? Do we work together in strength to battle those who would infringe on our freedoms and those of others? Are our actions pure so each of us stands as an inspiration to suppressed people everywhere, thus giving them the courage to continue their fight for freedom?

These are hard questions that drive to the very reasons why our country came into existence. Our forefathers were courageous to answer, "Yes". That is why this flag has stood for more than 200 years as a symbol for our country. May it continue to stand not only for our nation, but also as a guiding light for the opposed the world over. May we pause to renew our commitment to the ideals for which it stands.

On behalf of all the members of Bethel No. ____, thank you for letting us share this patriotic message with you.

CEREMONY FOR MASONIC LODGE INSTALLATION

(This ceremony is for use at Masonic Installations. However, with minor changes, it can be presented anytime to Master Masons and their guests.)

(The Guardian and Associate Guardian, accompanied by the Guide and Marshal on their respective sides, enter the room and proceed on the South and North Marching Lines to the East. At the East Marching Line, they turn toward the middle. The Guide and Marshal stop in front of the Custodians' chairs and face each other. The Guardian and Associate Guardian meet at the foot of the Dais and ascend it. As they reach the top and turn west, the Guide and Marshal also turn west.)

GUARDIAN: Guide and Marshal, you will present the members of Job's Daughters Bethel No. ___ to the Master Masons of _____ Lodge No. ____ and their guests who have gathered for this special occasion.

ASSOCIATE GUARDIAN: Through the centuries one group of men has taught a higher meaning of life and promoted freethinking. They are Master Masons. We honor the members and new officers of _____ Lodge No. ___ at the Installation of their (year) Officers.

For the members of Job's Daughters Bethel No. ____, Master Masons represent the strong values of loving one another, teaching one another and helping one another – the tenets of Masonry that are shared by Job's Daughters International. The basis of our Order is found in the Book of Job, 42nd Chapter, 15th Verse: "And in all the land were no women found so fair as the daughters of Job; and their father gave them inheritance among their brethren." We emphasize the latter part of that verse, "...and their father gave them inheritance among their brethren," because a girl must be related to, or sponsored, by a Master Mason to become a member of Job's Daughters. That is the inheritance we receive from each of you. The kinship is a special one. No other youth group in the world demands this of its members. Therefore, we share not only a commitment to a common set of values, but also a common heritage. We are one, and we revel in that relationship.

The members have formed the Square and Compass – the symbol of Freemasonry. In honor of (Name), Worshipful Master of _____ Lodge, we form the Square – the emblem of his office – that calls Masons to square their actions by the square of virtue. Just as the Worshipful Master is charged to teach morality, the members of Job's Daughters are committed to live a virtuous life as stated in our motto, "Virtue is a quality which highly adorns woman". The Chaplain, Treasurer and the five Messengers comprise the Square and represent the virtues of piety, honesty and reverence for our Creator.

To the members of _____ Lodge, you have hewn a smooth cornerstone, free of imperfections, upon which is built a solid foundation for the protective walls that enclose the member of Bethel No. ____ . You are our role models as we strive to live up to the Masonic principles you represent.

At each meeting, we recognize your influence in our lives by praying, "...bless and protect the Master Masons who give us heritage". _____ Lodge and Bethel No. ___ are united in purpose and philosophy, and on this special occasion we celebrate our togetherness.

Members proceed to the formation of the Living Cross. They sing, "Onward Christian Soldiers". After they are in the formation, the Guardian begins to read.

GUARDIAN: To complete our link with you, Bethel No. ____ has formed the Living Cross of Job's Daughters – the closing formation at each Job's Daughters meeting. Like all Masonic-related organizations, Job's Daughters International is based on a belief in the Creator. The Holy Scriptures guide us in all that we do, whether it is religious, patriotic, community service or self-development activities. We believe that as children of God, we must maintain a strong, unwavering faith in Him to receive our final reward for living a virtuous life. For our members – though their years number but a few – the teachings they receive now from Job's Daughters will strengthen their values for the rest of their lives...values that are based on the principles of Masonry and the Book of Job. The formation of the Living Cross teaches us much about these values.

The Honored Queen is at the base of the Cross as a sign of humility and service to those who elect her the leader of our Bethel. The base must be solid and strong to support the Cross, just as our Savior bore the burden of the Cross on His way to Calvary. It is through her strength that the Cross is able to stand high as a testament to the message it proclaims to the world.

At the center of the Cross is the Chaplain who represents the belief that our faith in God must be the focal point of our Order and our lives. She is a constant reminder of the lessons we learn from the Holy Scriptures, and our daily need to speak with God, to have faith in Him and give our lives to His care and keeping.

On the extremes of the arms of the Cross are the Junior Princess and Senior Princess. They assure a balance is maintained in our Bethel, just as our lives must be God-centered while pursuing an appropriate balance of those attributes God expects us to make an integral part of our lives.

At the highest point of the Cross is one of the five Messengers who reveals the story of Job's suffering, his eventual triumph over the Adversary, and why this ancient story is relevant to today's young women. The five Messengers comprise the fiber that holds this Cross together by relating the truth of Job's life – that although the world seems to have forsaken us at times, we must always turn to God and remain faithful to Him. As we live our life with faith and patience, we will receive the final reward.

Each office represents a trait God expects to portray in our lives...to follow God's way, pursue noble actions, respect our parents, strive always to do our best, seek to increase our knowledge, work toward harmony with others, and honesty.

As you view our members in the Living Cross, let it serve to ask important questions about our lives. Is God the center of your life? Are you humble and yet strong in your service to Him? Are you maintaining a balance by pursuing an appropriate measure of those beliefs that God expects you to include in your life? Are you a keeper of the message, and do you proclaim it in your every thought, word and act?

We will complete our final formation – the open Holy Bible – as the members leave the Living Cross. Because we are all relatives to Master Masons, and share with you the principles of Masonry, we congratulate you and reaffirm our commitment and tie to _____ Lodge, its members and the (*year*) officers. May we ever work in unity, harmony and in the light of Masonic principles. As it states in Psalm 133: "Behold, how good and how pleasant it is for brethren to dwell together in unity!"

(Members rise to chords and conclude the closing in the usual manner.)

CEREMONY OF EMBLEMS

The Ceremony of Emblems is an explanation of the principles of Job's Daughters and is directed at a broader audience than those who normally attend Bethel meetings, so it should be done with more expression and with gestures to emphasize the message. The Daughter is encouraged to move freely between the emblems, picking them up if she chooses or gesturing to them, while explaining their significance.

The Daughter is in a white robe with either color cord. The emblems – the Dove, Urn of Incense, Horn of Plenty and Lily of the Valley – will be set up in their usual locations. If the Ceremony is presented in a location other than a Bethel room, the three pedestals for the emblems will be set up in a triangular pattern.

Every one of us arrives at a point in life when we are presented two choices: either to take this path, or the other. In that defining moment in our lives, we begin a journey toward the path of a fulfilling, meaningful life, or down a misdirected path of unrealized dreams, and lost goals. Supporting our decision-making are experiences that have prepared us for this critical decision. Whatever direction we choose, it propels us steadily for the rest of our lives, and influences the direction of others around us. Such a moment confronted the founder of Job's Daughters International, Mrs. Ethel T. Wead Mick.

Desiring to impress strong values on young women, Mrs. Mick chose to develop an organization teaching principles based on the Masonic fraternity. She knew a life that adhered to Masonic principles was a life well spent. Once committed to this noble cause, Mrs. Mick weighed the messages necessary to give young women an enlightened, positive path to consider.

She recalled her mother's religious strength. Her mother often cited the Book of Job, Chapter 42, Verse 15, as the standard that she wanted her daughter to always portray in her life: "And in all the land were no women found so fair as the daughters of Job; and their father gave them inheritance among their brethren." Thus, we became known as Job's Daughters.

Mrs. Mick selected the White Dove as an emblem of our Order to represent key lessons that Job's Daughters should ever strive to emulate. Symbolizing purity and truth, the dove teaches us to guard our every thought, word and act. Conscious of our actions, Mrs. Mick knew young women could then practice love in the truest meaning of the word, and to pursue only truth.

In ancient times, incense was burned during prayers. The Urn of Incense was chosen to remind us of this important link with our Creator, and our faith in Him. Mrs. Mick recalled how Job's faith in God never waned, despite losing all his possessions, his health, and his sons and daughters. Girded by such an immovable foundation of faith, young women, no matter their situation, can possess confidence, hope for tomorrow, and empathy for others.

Representing our final reward for living our lives according to these tenets, Mrs. Mick selected the Horn of Plenty. She felt young women can overcome any challenge if we make these teachings a living, viable commitment in our lives. Then we will earn our final reward in an abundance reflected in this Horn of Plenty.

If one symbol could contain the lessons critical to the righteous development of young women, it would be the emblematic flower of Job's Daughters: the Lily of the Valley. Its true beauty radiates from the purity of its white blossoms, and the humble place in which it grows. Donning this flower bespeaks the motto of our Order: "Virtue is a quality which highly adorns woman."

These emblems of our Order, which Mrs. Mick so deliberately pondered, by their very presence at our meetings pose to us, "What will you do? Which path will you take?" Daily, Job's Daughters witness the forces that tempt us; forces that try to obscure our vision as we look to our futures; and cause us to question the lessons taught by our Order. We abide by truth, love, kindness to others, self-confidence, unswerving faith in God, and belief in our final reward for living a virtuous life.

Young women who live the teachings of Job's Daughters International, stand ready to defend these benchmarks of a life well lived. Every Job's Daughter, firmly planted in these lessons, assures a path promising a fulfilled life for herself and those whose lives she touches. And, in doing so, we keep alive the standards that give our lives meaning. Two paths are before us. Which will you take?

JOBIE TO BEE CEREMONY

General Instructions:

1. *This ceremony is to be given by the Bethel Officers during an Open Meeting or promotional event where children can attend.*
2. *The Bethel Room shall be prepared as for a regular Bethel meeting. The National Emblem and Bethel Flag should be placed in the Preparation Room.*
3. *All speaking parts shall be memorized.*
4. *All Officers, when giving speaking parts, will rise and stand in front of their station to recite their message and then are seated.*
5. *The Honored Queen, Chaplain and Princess speaking parts must be given. Other speaking parts may be eliminated at the discretion of the Bethel Guardian Council and the Honored Queen.*
6. *The Officers and Choir shall wear Official Regalia, follow established lines for floor work, and assume the Attitude of Prayer when necessary.*
7. *If there is only one recipient, all speaking parts should be modified to reflect a single person.*
8. *Participants in the Jobie to Bee Ceremony shall be seated on the North sideline in seats reserved for them prior to the beginning of the ceremony with a member of the Bethel Guardian Council (preferably the Bethel Bee Keeper).*
9. *The white flower, purple flower, sashes and certificate should be placed in the East before the beginning of the ceremony.*
10. *The Guide shall be given the names of the participants prior to the start of the ceremony.*
11. *The Guide and Marshal stand one step behind the line of participants when the participants are being addressed by other Officers, and resume their place in line when addressed.*

Officers involved in Ceremony:

- 1) Honored Queen, 2) Senior Princess, 3) Junior Princess, 4) Guide, 5) Marshal (non-speaking)
 6) Chaplain, 7) Treasurer, 8) Librarian, 9) Recorder, 10) 1st Messenger, 11) 2nd Messenger
 12) 3rd Messenger, 13) 4th Messenger, 14) 5th Messenger, 15) Musician, 16) Junior Custodian
 17) Senior Custodian

Bethel Guardian, Associate Bethel Guardian, and Choir enter as per Ritual for the opening of a regular Bethel meeting.

BETHEL GUARDIAN: (*) *one rap of gavel Bethel Number _____ of (City) (State, Province, or Country) of Job's Daughters International is about to convene for a special open meeting. We invite all those present to remain, so that you may become familiar with the lessons that are offered to young women in Job's Daughters. During our Ceremony today, the gavel will be used in the following manner; one rap seats the assembly, calls the assembly to order or signifies the end of an order of business, two raps calls up only the Officers and three raps calls up the entire assembly.*

Bethel Guardian bows to Musician to begin "Open the Gates of the Bethel". Officers enter as per Ritual. When Officers are in position, the Honored Queen continues.

HONORED QUEEN: Marshal, (rises) you will retire and present the flag of our nation West of the Altar. *As Marshal enters Bethel Room with flag, three raps of gavel (***)*. *Marshal uses regular lines of march. When flag is in position, Honored Queen continues.*

HONORED QUEEN: I present our country's flag, born in freedom, cradled in independence by the pioneers of a glorious country. It has been the symbol of a nation in its vicissitudes as well as its glories. It has been an inspiration to the hearts, minds, and souls of all who desire to be free. May it ever be borne aloft in the defense of every righteous cause. May our hearts be filled with all that it signifies as we rally to its support, and may we, as citizens of this nation, ever follow it with honor and in peace. Marshal place it in the East at the right of the Senior Princess.

Marshal uses regular lines of March. When Flag is in the East, Honored Queen continues. Pledge may be omitted if it is not the custom of the government.

HONORED QUEEN: All citizens of (Country) will join in pledging allegiance to the flag. *As Marshal turns to return to their station, Honored Queen sounds one rap of gavel (*). Marshal returns to their station and is seated.*

HONORED QUEEN: Marshal (or Bethel Flag Bearer) (rises), you will retire and present the Bethel Flag West of the Altar. *When Flag is in position, Honored Queen continues.*

HONORED QUEEN: Daughters and Majority Members, you will rise and join with me in singing the Bethel Flag Song. *Daughters and Majority Members rise, turn toward flag, and sing the song.*

HONORED QUEEN: Marshal (or Bethel Flag Bearer), place the Bethel Flag in the East at the left of the Junior Princess. *Marshal (or Bethel Flag Bearer) follows regular lines of march to present flag in the East. One rap of gavel (*). Marshal (or Bethel Flag Bearer) returns to their station and is seated.*

HONORED QUEEN: Our Chaplain will lead us in prayer. *Three raps of gavel (***)*. *Chaplain attends at the Altar as per Ritual. Chaplain reverently opens the Bible as per the Ritual.*

CHAPLAIN: Oh, merciful and loving Father, we come to You in faith, knowing that You will hear and answer our prayer. Be very near to us in this hour and let Your blessings rest upon us as we humbly seek to do Your will. Help us to see clearly the power and influence of a beautiful and womanly life. And, as we labor for the highest ideals of life, may union and harmony prevail as we strive to become more gracious and loving, more faithful and patient day by day, and thus complete the foundation of a useful and perfect life. We ask in Your name. Amen. *All Daughters respond by saying "Amen". Chaplain rises, returns to their station.*

HONORED QUEEN: In the name of our God and by virtue of the power given to me by the Grand Guardian Council, I now declare Bethel Number _____ of (City) (State, Province, or Country) of Job's Daughters International assembled for an Open Meeting. *One rap of gavel (*). Recorder assumes place at the Recorder's desk. One rap of gavel (*).*

HONORED QUEEN: *(rises) Guide and Marshal, you will escort the young ladies who are to participate in the Jobie to Bee Ceremony to the East Line facing East. Special music could be included at this time. The Council member will assist the Jobies to Bee to rise and stand in front of their chairs. The Guide followed by the Marshal march on the West Marching Line to the North Marching Line and turn East and collect the recipients on the sidelines, positioning them between the Guide and Marshal. Guide with Jobies to Bee followed by the Marshal, walk East on the North Marching Line to the East Line and assemble the Jobies to Bee on the East Line facing East centered in front of the Honored Queen.*

GUIDE: Honored Queen, I have the pleasure to present _____ who are entitled to become Jobies to Bee.

HONORED QUEEN: Jobies to Bee, we are honored you have chosen to dedicate yourself to our order. Today marks an important milestone in your journey to becoming a Job's Daughter. This time has been set apart in order that we may confer this Jobie to Bee Ceremony as a heartwarming gift of friendship. We hope that as you go forth in school and your daily activities, you will be guided by the lessons you receive during today's ceremony and the lessons you take away from being a Job's Daughter in the years to come. Before the Altar you will make a special promise and receive your first lesson in our beautiful Order. You will now be escorted to the Altar to recite this promise and receive our Officers gifts of love and friendship. Guide and Marshal, you will conduct the Jobies to Bee West of the Altar. March music. Guide turns right on the East Line to the South Marching Line, then West to the Altar Line. Guide turns right on the Altar Line, and then turns left between the station of Treasurer and the south side of the Altar. The Guide and Marshal assemble the Jobies to Bee between the stations of the First and Third Messengers and assist them to kneel. All face East.

HONORED QUEEN: Chaplain you will attend at the Altar. Three raps of gavel (***) Musician will play Sweet Hour of Prayer (may be sung). Chaplain attends at the Altar as per the Ritual. Chaplain remains standing.

CHAPLAIN: As a Jobie to Bee, you are a treasured piece of this Bethel who inspires us all to look to the future. As you make this promise, remember your place in this Bethel is equally important as that of every member and you are surrounded by the support and love of all associated with Job's Daughters. Chaplain now kneels at the Altar and assumes the attitude of prayer. The Daughters will assume the attitude of prayer with the Chaplain. The Guide and Marshal assist the Jobies to Bee to assume the attitude of prayer. You will repeat after me the Jobie to Bee promise. I promise – that I will prepare – to become a Job's Daughter – by respecting my parents – by being a true friend – to all my Job's Daughter sisters – and by spreading love – peace and happiness – wherever I may go. – I promise that I will strive to be – the best Jobie to Bee – that I can be. Musician will play "Peace" or "To a Wild Rose" The Chaplain will drop their hands and the Daughters will follow. The Chaplain will assume their station as per the Ritual. The Guide and Marshal assist the Jobies to Bee to rise and conduct the Jobies to Bee to the East side of the Altar by marching between the Chaplain and the Altar and turning South at the Altar line.

GUIDE: First Messenger, what do you hope to share with the Jobies to Bee?

FIRST MESSENGER: *Rises and stands in front of chair.* Friendship is special and something all Job's Daughters share. It is the job of each Jobie to Bee to offer a smile and show that they will always care.

GUIDE: Second Messenger, what quality do you have for our Jobies to Bee?

SECOND MESSENGER: *Rises and stands in front of chair.* We learn to honor our parents and elders in every thought, word and deed. Job's Daughters teaches us to respect everyone we meet.

GUIDE: Third Messenger, what trait do you have to give?

THIRD MESSENGER: *Rises and stands in front of chair.* Truth is an important trait to learn and practice as a Jobie to Bee. You're never too young to demonstrate honesty and integrity.

GUIDE: Fourth Messenger, what gift do you have to share?

FOURTH MESSENGER: *Rises and stands in front of chair.* Within Job's Daughters, our members learn the value of performing useful acts of kindness and giving. As a Jobie to Bee, we challenge you to perform at least one useful act each day.

GUIDE: Fifth Messenger, what blessing do you hope these Jobies to Bee will carry with them throughout their lives?

FIFTH MESSENGER: *Rises and stands in front of chair.* Love is a quality each Job's Daughter holds close to their heart. Today we hope that you feel the unconditional love from our members as you begin your Job's Daughters journey as a Jobie to Bee.

GUIDE: Treasurer, what gift do you have to offer?

TREASURER: *Rises and stands in front of chair.* Job's Daughters teaches us that it is better to be rich in love than in gold because friendship is life's greatest gift. *Guide, followed by the Bees and the Marshal, turn left, marches to the South Marching Line then turn left and marches to the East Line where they assemble centered across the East Line facing East.*

GUIDE: Librarian, what words do you have to offer the Jobies to Bee?

LIBRARIAN: *Rises and stands in front of chair.* Job's Daughters teaches us to live a balanced life, to enjoy literature, arts and science and to remain faithful, even when facing trials.

GUIDE: Musician and Recorder, what lessons do you have to offer?

MUSICIAN: *Rises and stands in front of chair.* Never forget the importance of a song; a positive melody can keep you smiling all day long.

RECORDER: *Rises and stands in front of chair.* Side by side or miles apart, Job's Daughters will give you sisters who will be dear to your heart.

GUIDE: Junior and Senior Custodians, what qualities do you have to share?

JUNIOR CUSTODIAN: *Rises and stands in front of chair.* I offer you the quality of patience. Patience is an important quality to practice when things do not go our way or we do not agree with someone. Remember to be patient with everyone and everything, even when it is difficult.

SENIOR CUSTODIAN: *Rises and stands in front of chair.* Faith is the quality I have to offer. To remain faithful we must love and trust our God and practice prayer during the good days and the bad days.

GUIDE: Honored Queen, these Jobies to Bee have heard the good words and wishes of our Officers and I now present them to you.

HONORED QUEEN: Junior and Senior Princesses, have you something to offer these Jobies to Bee?

JUNIOR PRINCESS: May you always remember the lessons taught in this ceremony. I represent Jemima, one of Job's three daughters. May purity and innocence follow you in your every thought, word and act. I give you this white flower, an emblem of purity.

Descends dais and gives each a white flower and returns to station.

SENIOR PRINCESS: I represent Kezia, the second daughter of Job. Though you are still young, your beauty shines eternally. I present you this purple flower representing royalty and power. *Descends dais and gives each a purple flower and returns to station.*

HONORED QUEEN: This ceremony marks a very important milestone in your Job's Daughters journey. May the blessings of friendship, honor, truth, charity and love enhance your lives. Your experiences within our Order will sweeten with each passing day. I now present you with your certificate and Jobie to Bee sash. I hope you will wear this with pride and honor as becoming a Jobie to Bee of our Order. *After the Jobies to Bee have their sashes, the Honored Queen assists them to face West.*

HONORED QUEEN: It is my pleasure to present to you our new Jobies to Bee. (applause) Guide and Marshal, please escort our Jobies to Bee to the seats reserved for them. *Guide, followed by the Jobies to Bee and Marshal, turn left and march to the North Marching Line and turn West and escort the Jobies to Bee to the seats reserved for them. The Guide and Marshal then return to their stations. Proceed with Escort and Introductions as per Ritual and SOP for Open Meetings. One rap of gavel (*).*

HONORED QUEEN: Remarks. *Honored Queen calls on Bethel Guardian, Associate Bethel Guardian, and others who may have a special message for the Jobies to Bee. One rap of gavel (*).*

HONORED QUEEN: Closing Ceremony. *Chaplain, you will attend at the Altar. Three raps of gavel (***)*. *Chaplain attends the Altar, as per Ritual.*

CHAPLAIN: Our Father in Heaven, we thank You for Job's Daughters International. Ever keep us mindful of the valuable lessons of our Order so that we may always be "The Fairest in the Land". We ask for Your blessing on those who are present here today. May the beauty of our Order shine in their hearts. Instill in us the patience and faith of Job as we depart here to go our various ways. Guide us all in a life that better serves You. Amen. *All Daughters respond by saying "Amen". Chaplain reverently closes Bible as appropriate music is played, then returns to her station.*

HONORED QUEEN: All present will please be seated until the Officers and Bethel Choir have retired. *Custodians remove chairs as per Ritual. One of the closing formations is performed as per Ritual.*

BETHEL GUARDIAN: This concludes our Ceremony. *March music for officers to retire as per Ritual. It is nice to have the Jobies to Bee view the Closing Formation from the East Line, then the Officers can greet them similar to the way new members are greeted after Initiation.*

CLOSING TRIANGLE FORMATION NARRATION
With Signing Narration Options

(The members form the Triangle while the Musician plays "Onward Christian Soldiers" or "Forward all Job's Daughters" or "We're Jobs Daughter Fair and True." Members kneel on 3 chords(four chords when using flowers); then Musician plays "Nearer My God to Thee" or "Let There Be Peace on Earth" softly in background while narrator reads.)

For Job's Daughters everywhere, the Closing ceremony is a beautiful and moving experience. The years may pass, but the special feeling from taking part in the formation of the iconic Job's Daughters symbol never wanes. Our lessons guide us in all that we do, whether it be community service, self-development, leadership building activities, faith, or patriotism.

Some of you are seeing the closing formation of the triangle for the first time, and you may not be aware of the significance given to the location of each officer. Triangles are the strongest shape in geometry; no matter how much weight you put on any side, the triangle remains solid and will not break. The Honored Queen is near the Altar as a reminder of humility and faithful service as the leader of the Bethel. As the pinnacle of the Triangle, they are the guiding light of the Bethel, leading others by example and pointing the way to the highest attainments in life. On the corners of the triangle are the Junior Princess and Senior Princess. They assure a balance is maintained in our Bethel, just as there needs to be a balance in our lives. The officers comprise the fiber that brings the Triangle together. Together they remind us through the teachings of the Book of Job, that although the world may seem to have forsaken us at times, we must turn to our faith, as our strength comes from love. Our members stand together in the Triangle, as sisters and as friends.

(Optional) **Many Bethels choose to incorporate sign language into the Closing Formation for a very special reason. The philanthropic project of Job's Daughters International is HIKE, which is an acronym for Hearing Improvement Kids Endowment Fund. Through fundraising efforts, Job's Daughters assists children with hearing loss to achieve improved communication skills. Because of this philanthropy, the use of sign language has special significance.**

As the Daughters come out of the Triangle turning right and left, the diagram on the floor will be that of a large open Holy Book, a reminder of our source of strength and understanding of the will of our Creator.

As you look at our members in the Triangle, let it serve us to ask ourselves if we are humble in our service to others; if we are supportive of our fellow sisters; and if we are striving to build a better tomorrow. "And in all the land were no women found so fair as the Daughters of Job."

(The members sing two verses of "Nearer My God to Thee" or "Let There Be Peace on Earth" or say the Mizpah Benediction. Three chords (four chords when using flowers) for members to rise; conclude the closing formation.)

SQUARE & COMPASS CLOSING FORMATION NARRATION

(The members form the Square & Compass formation while the Musician plays "Onward Christian Soldiers"/ "Forward all Jobs Daughters"/ "We're Jobs Daughter Fair and True". Members kneel on 3 chords (four chords when using flowers); then Musician plays appropriate music softly in background while narrator reads.)

For Job's Daughters everywhere, the 42nd Chapter and 15th Verse of the Book of Job has special significance:

“And in all the land were no women found so fair as the Daughters of Job, and their father gave them inheritance among their brethren.”

In a time when women were given few rights and privileges, Job recognized the value of his daughters and made a point to elevate them as equals to his sons, empowering them to decide their own futures and fates.

Today, in order to become a Job's Daughter, one must be related to or sponsored by a Master Mason, or related to a Majority Member of Job's Daughters; this is a Job's Daughter's inheritance. The gift of Masonic heritage is one our members hold dear, so here before you, Job's Daughters have formed the Square and Compass, symbolic emblems of Masonry.

At each of our meetings, we ask for a blessing upon the Master Masons who give us heritage, recognizing the special relationship Job's Daughters shares with the Masonic Lodge.

We learn much from the doctrines of Masonry: the ideas of charity and love, equality and upright living. We aspire to love one another, teach one another and help one another. The Closing Ceremony of Job's Daughters is a beautiful and moving experience. The years may pass, but the special feeling from taking part in the formation of this important Masonic symbol never wanes.

Some of you are seeing the closing formation of the Square and Compass for the first time, and it is right that we pause to recognize its profound meaning. As a representation of the tools used by an architect, no symbol is more universally recognized as the emblem of Freemasonry. At the heart of its meaning is the call to live a life filled with Brotherly Love, focused on Charity, dedicated to Truth – a life that is honest, true and dignified.

The Square symbolizes virtue, reminding us to “square our actions by the square of virtue with all mankind.” The members of Job's Daughters are committed to living a virtuous life, as stated in our motto: “Virtue is a quality which highly adorns woman.” Square corners are critical to the strength of a structure, and living life “on the square” is critical to the intention of living uprightly. The Job's Daughters Officers make up the lines of the Square, assuring balance, peace and harmony and representing the virtues of piety, honesty and reverence.

The Compass intersects the Square. Just as a compass draws a perfect circle, so Masons strive to keep within due bounds of all mankind. Our Honored Queen is near the Altar at the apex of the Compass, representing the pivotal role faith plays in the leadership of our Bethel. A Compass is used to create perfect circles, symbolizing friendship, love, unity and infinity. May our circle be forever unbroken and our connection never severed.

The Square and Compass are working tools, reminding us that life is an ongoing work-in-progress. We aspire to the creation of a smooth cornerstone, free of imperfections, upon which is built a solid foundation for our members.

As you look at our members in the Square and Compass formation, let it serve us to ask ourselves if we are maintaining a balance in our lives, encircling others in our love, creating a strong foundation of faith, and living life “on the square.”

Please join us in reciting the Mizpah Benediction:

May the Lord watch between me and Thee while we are absent, one from the other.

(Three chords (four chords when using flowers) for members to rise; Conclude the closing formation as per Ritual.)

Job's Daughters International

Nebraska Book of Ceremonies

Section C

Ceremonies at Request of Grand Guardian

1. Lily of the Valley Award Ceremony.....1
2. Degree of Royal Purple.....9
3. Memorial Ceremony19

LILY OF THE VALLEY AWARD CEREMONY

1. *This ceremony is to be given by the Grand Bethel Officers at the Annual Session of the Grand Guardian Council, at the request of the Grand Guardian.*
2. *If the ceremony is to be given by the Grand Bethel Officers, the Grand Guardian shall notify the Grand Bethel Committee, who shall notify the Grand Bethel Honored Queen and the speaking parts shall be distributed to the Grand Bethel Officers, as soon as possible.*
3. *The Chairman of the Lily of the Valley Award Committee shall work with the Grand Secretary to:*
 - a. *prepare the certificates*
 - b. *arrange for the purchase of the lily of the valley (flower)*
 - c. *order the Lily of the Valley medallions, and arrange for the appropriate engraving.**All items shall be available for presentation at the ceremony.*
4. *All speaking parts shall be memorized.*
5. *If there is only one recipient, all speaking parts should be modified to reflect a single person.*
6. *Recipient(s) of the Lily of the Valley Award shall be seated in reserve seats prior to the start of the ceremony.*
7. *Grand Bethel Guide shall be given the name(s) of the recipient(s) prior to the ceremony.*
8. *Grand Bethel Guide and Grand Bethel Marshal stand one step behind the line of recipients when recipients are being addressed by other Grand Bethel Officers, and resume their place in line when addressed by other Grand Bethel Officers.*

Officers involved in Ceremony:

- 1) *Grand Bethel Honored Queen*
- 2) *Grand Bethel Senior Princess*
- 3) *Grand Bethel Junior Princess*
- 4) *Grand Bethel Guide*
- 5) *Grand Bethel Marshal(non-speaking)*
- 6) *Grand Bethel Chaplain*
- 7) *Grand Bethel 1st Messenger*
- 8) *Grand Bethel 2nd Messenger*
- 9) *Grand Bethel 3rd Messenger*
- 10) *Grand Bethel 4th Messenger*
- 11) *Grand Bethel 5th Messenger*
- 12) *Grand Bethel Musician(non-speaking)*

GRAND BETHEL HONORED QUEEN: (Standing)Members and friends, the ideals of our Order live on through the dedication of members who remain active in Job's Daughters International. It is through such devotion that our Order continues as a guiding force in the lives of our members. We honor these members who have given unselfishly of themselves to our Order.

(An appropriate poem or special musical selection may be presented at this time.)

GRAND BETHEL HONORED QUEEN: Grand Bethel Guide (rises) and Grand Bethel Marshal (rises) you will escort the members who are entitled to receive the Lily of the Valley Award to the East Line facing West.

March music. Recipients rise. Grand Bethel Guide and Grand Bethel Marshal leave their stations in the West. Proceed to the recipients. Grand Bethel Guide asks the recipients to follow. Grand Bethel Guide leads, followed by recipients and the Grand Bethel Marshal. They proceed to the East line, march east on the South Marching Line to the East line, turning left; march north and stop centered with the Dais. All face west. See Plate 1.

GRAND BETHEL GUIDE: Through their unselfish love for our order, these members are entitled to receive the Lily of the Valley award. I have the pleasure to present: (reads names)
*Recipients respond with a nod as the Grand Bethel Guide reads their names.
Grand Bethel Guide and Grand Bethel Marshal then cause the recipients to turn and face the Honored Queen.*

GRAND BETHEL HONORED QUEEN: It is our pleasure to bestow this honor on you in the presence of the members and leaders whom you have inspired with your commitment of continued service. You truly exemplify the best of young woman-hood--“the fairest in all the land”—Before we proceed with our Ceremony, we will ask the blessings of our Heavenly Father.

Grand Bethel Guide and Grand Bethel Marshal, you will escort these daughters west of the Altar.

Grand Bethel Musician plays: “I’ll walk with God.”

Grand Bethel Guide leads the line single file north to the North Marching Line, turning left: marches west to the Altar Line, turning left; marches south on the Altar Line to the north side of the Altar (between the Altar and the Grand Bethel Chaplain’s chair) turning right:proceeds around the Altar. Forming two lines if necessary. All face east. See Plate 2.

GRAND BETHEL HONORED QUEEN: Our Grand Bethel Chaplain will lead us in prayer.

*Three raps of Gavel (***)*

Grand Bethel Musician plays “Sweet Hour of Prayer.”

Grand Bethel Chaplain attends at the Altar as per ritual.

Grand Bethel Guide and Grand Bethel Marshal assist recipients to kneel. All Daughters and Majority Members who are receiving the Lily of the Valley Award assume the attitude of prayer with the Grand Bethel Officers.

GRAND BETHEL CHAPLAIN: Our Father, we pray that fond memories will attend us, as we honor these members who have shown their love for You and Your teachings through their continued devotion to our beloved Order. May you continue to guide them, throughout their lives, in the lessons of life revealed during their membership in our Order. Help all members realize the value of living according to the lessons we learn in Job’s Daughters; so we may be equally dedicated. We ask this in Your name. Amen. One rap of gavel (*)

Grand Bethel Musician plays “Peace” or “To a Wild Rose.”
Grand Bethel Chaplain returns to her station as per Ritual.
Grand Bethel Guide and Grand Bethel Marshal assist recipients to rise.

GRAND BETHEL HONORED QUEEN: Grand Bethel Guide and Grand Bethel Marshal, you will escort these members East of the Alter to receive words of tribute from our Grand Bethel Messengers.

Grand Bethel Guide leads the line, single file, around the south side of the Altar to the Altar Line. All face west. See Plate 3.

Grand Bethel Messengers approach and return from the Altar as per Ritual – Initiation Ceremony.

GRAND BETHEL FIRST MESSENGER: (Rises, approaches Altar.)

**You are a Job’s Daughter, fairest in the land,
 Blessed with a smile and a helping hand. (Returns to station and is seated.)**

GRAND BETHEL SECOND MESSENGER: (Rises, approaches Altar.)

**Your thoughts are unselfish; your heart is pure gold
 You’ve walked our path, and lessons of Job you hold. (Returns to station and is seated.)**

GRAND BETHEL THIRD MESSENGER: (Rises, approaches Altar.)

**When the trials of life you have had to face,
 You learned it is patience that you must embrace. (Returns to station and is seated.)**

GRAND BETHEL FOURTH MESSENGER: (Rises, approaches Altar.)

**With your strong faith in God above,
 You share His special gift of love. (Returns to station and is seated.)**

GRAND BETHEL FIFTH MESSENGER: (Rises, approaches Altar.)

And when your reward is near,
**Your love of God leaves nothing to fear.
 Grand Bethel Guide and Grand Bethel Marshal, you will escort these members to the
 Grand Bethel Honored Queen. (Returns to station and is seated.)**

March Music. Grand Bethel Guide leads the line, single file, to the North Marching Line, turning right, marches east to the East Line, turning right, marches south on the East Line, stopping centered on the Dais. All face east. See Plate 4.

GRAND BETHEL HONORED QUEEN: (Rises) The tributes you have heard from our Grand Bethel Messengers represent the sentiment of everyone associated with our Order. We hope that we, too some day may be found worthy of such distinction. The three officers in the East represent the three Daughters of Job. Therefore, it is fitting that we bestow the honors of the Lily of the Valley Award.

Grand Bethel Junior Princess, (rises) what honor do you give? (Grand Bethel Honored Queen is seated.)

GRAND BETHEL JUNIOR PRINCESS: I present to you this Certificate of Appreciation in recognition of your dedication and devotion to our beautiful Order.

Grand Bethel Junior Princess descends Dais and reads each name as she presents each recipient a certificate. Grand Bethel Junior Princess returns to her station and is seated.

GRAND BETHEL HONORED QUEEN: (Rises) Grand Bethel Senior Princess,(rises) what honor do you give? (Seated.)

GRAND BETHEL SENIOR PRINCESS: I present to you the symbol of the motto of our Order, the Lily of the Valley. Let this emblematic flower remind you, for the remainder of your life, that: “Virtue is a quality which highly adorns women.”

Grand Bethel Senior Princess descends Dais and presents a Lily of the Valley flower to each recipient. Grand Bethel Senior Princess returns to her station and is seated.

GRAND BETHEL HONORED QUEEN: (Rises) I have the honor of bestowing upon you the Lily of the Valley medallion, representing your high achievement. May you ever wear this medallion as a symbol of our love and admiration for you, a true Daughter of Job, who may be called “the fairest in all the land.”

Grand Bethel Honored Queen descends Dais with medallions and places medallion, one-by-one, around each recipient’s neck, giving an embrace of affection.

Grand Bethel Honored Queen returns to her station.

GRAND BETHEL HONORED QUEEN: Grand Bethel Guide and Grand Bethel Marshal, you will cause the Daughters to face west.

*Three raps of gavel (***)*

Grand Bethel Guide and Grand Bethel Marshal direct the recipients to face west.

GRAND BETHEL HONORED QUEEN: Members and friends, I present to you these members, who through their hard work and dedication have earned the Lily of the Valley Award. Please join me in giving heartfelt congratulations to these members.

Applause. One rap of the gavel ().*

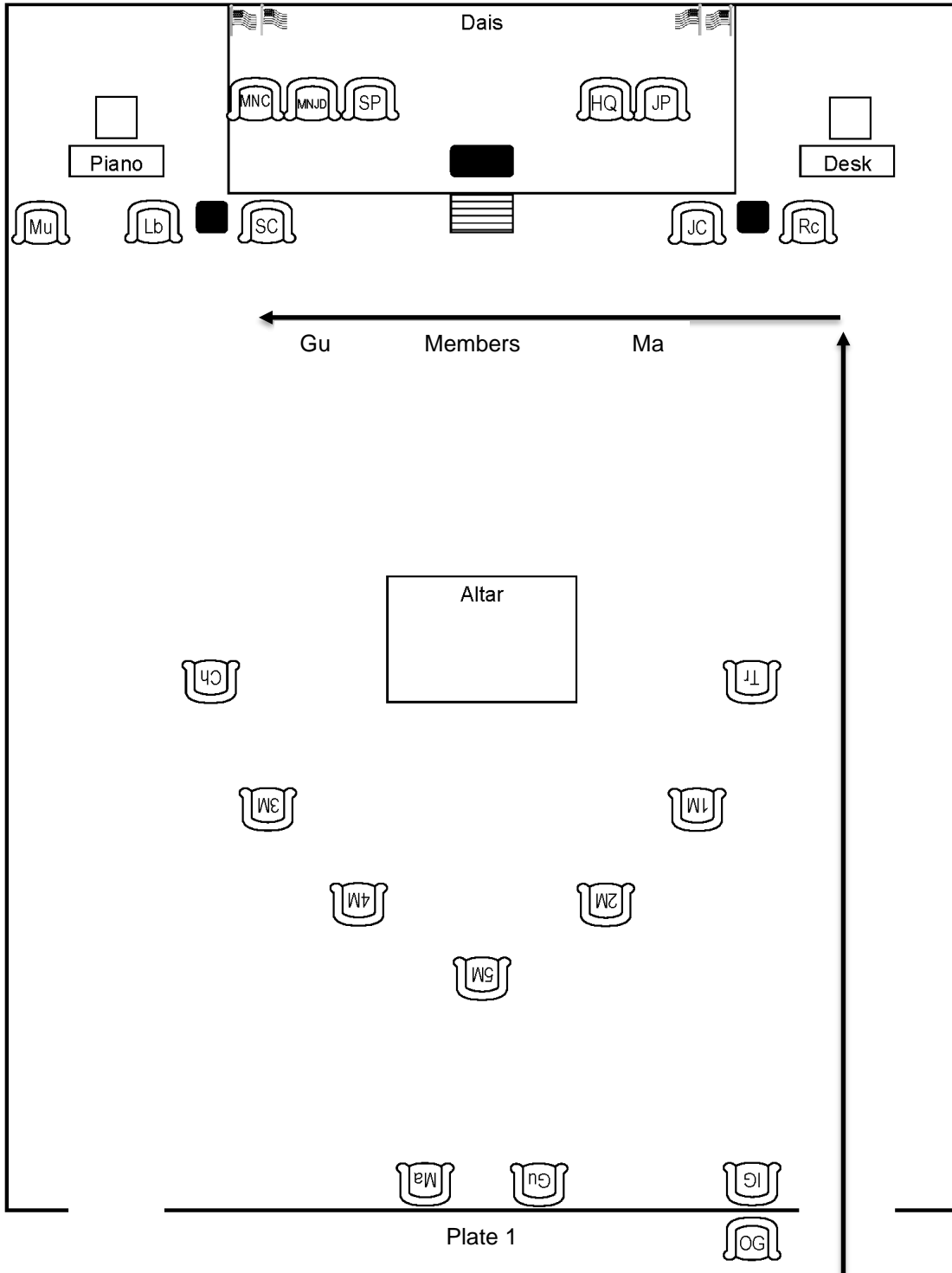
GRAND BETHEL HONORED QUEEN: Grand Bethel Guide and Grand Bethel Marshal, you will escort the Lily of the Valley Award Recipients to the seats reserved for them.

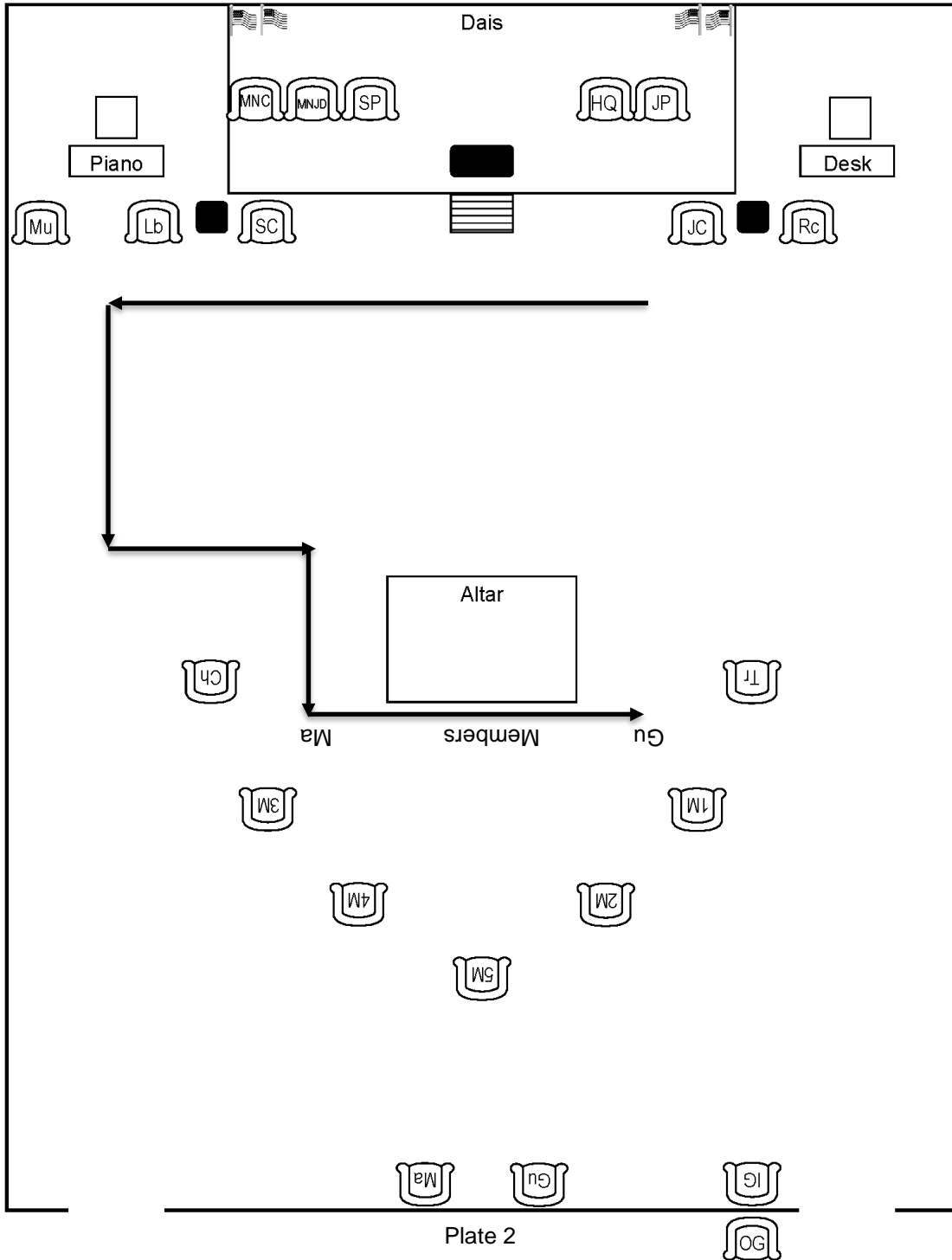
March music.

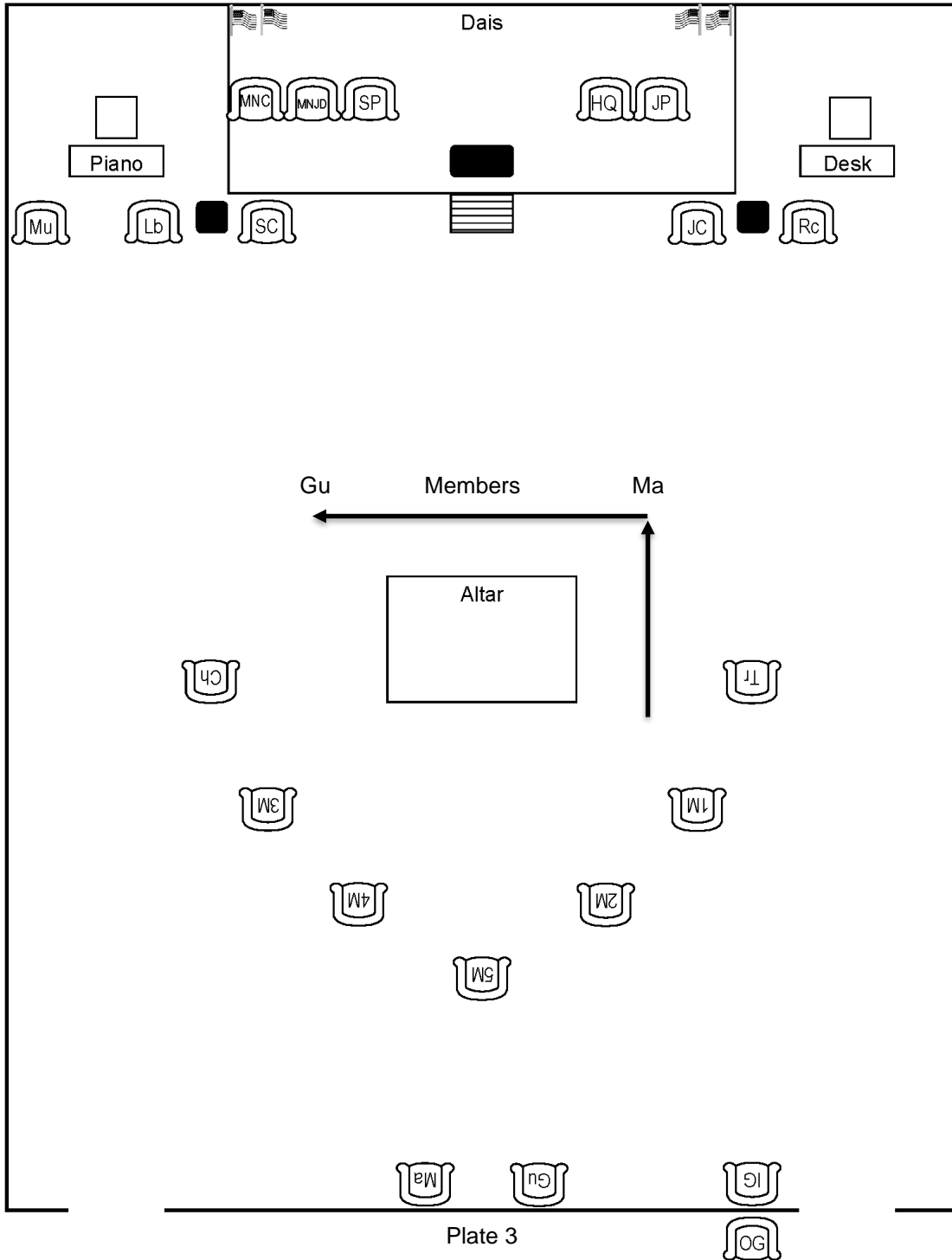
Grand Bethel Guide and Grand Bethel Marshal return, side by side, to their stations in the west.

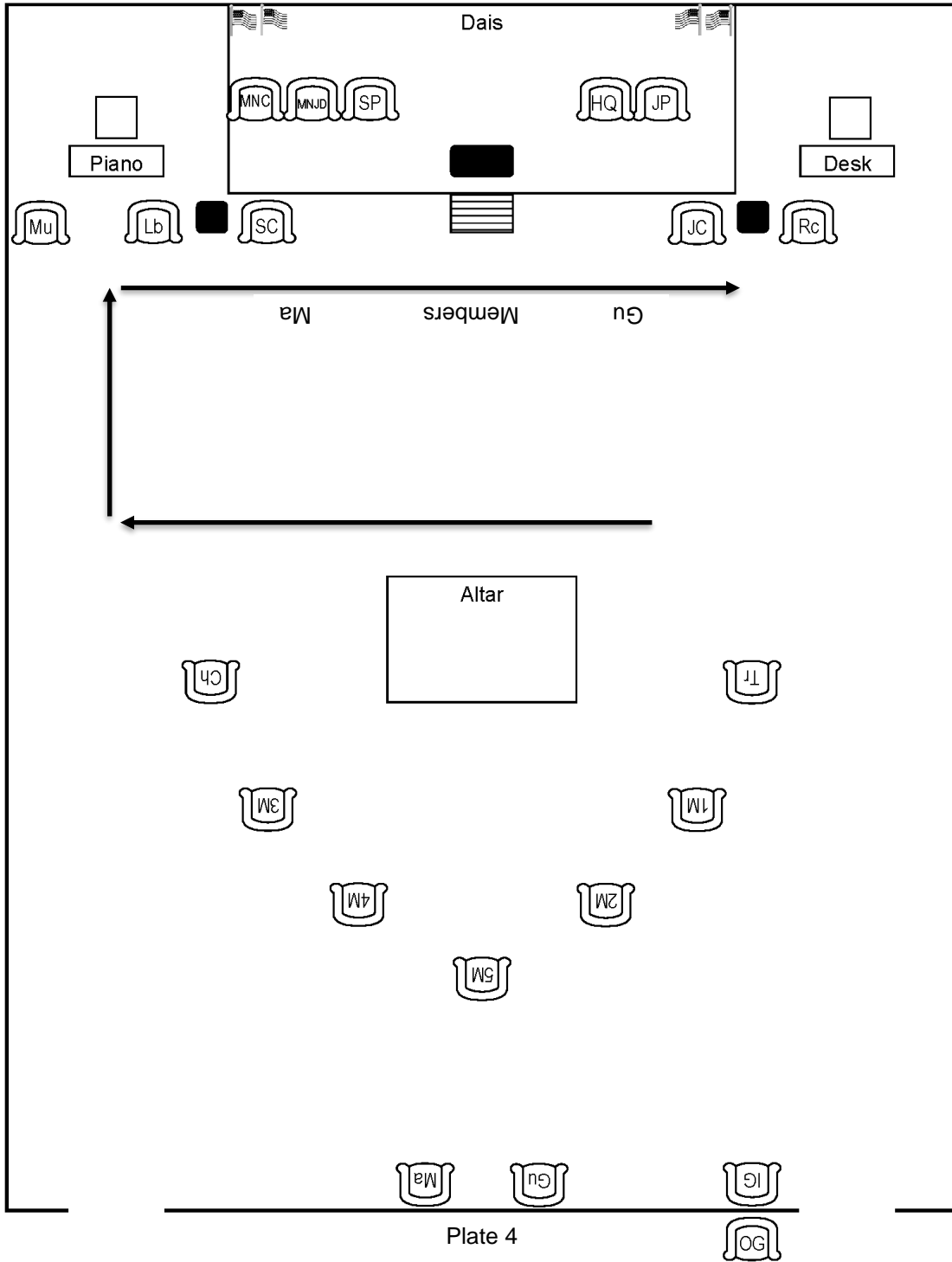
GRAND BETHEL HONORED QUEEN: This completes the Lily of the Valley Award Ceremony.

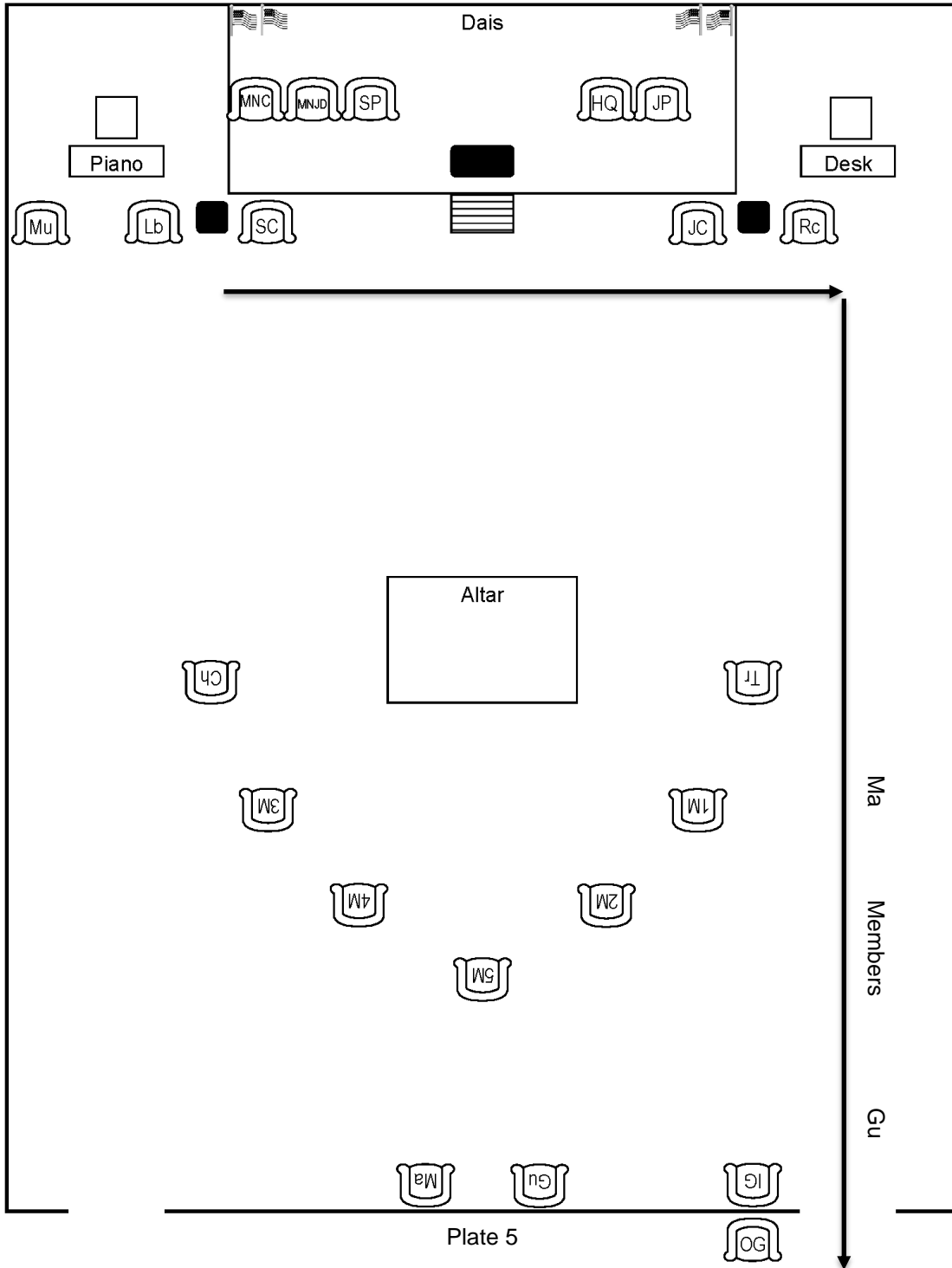
One rap of the gavel ().*











DEGREE OF ROYAL PURPLE CEREMONY

1. *This ceremony is to be given by the Grand Bethel Officers at the Annual Session of the Grand Guardian Council, at the request of the Grand Guardian.*
2. *If the ceremony is to be given by the Grand Bethel Officers, the Grand Bethel Committee, who shall notify the Grand Bethel Honored Queen and the speaking parts shall be distributed to the Grand Bethel Officers, as soon as possible.*
3. *The Chairman of the Degree of Royal Purple Committee shall work with the Grand Secretary to:*
 - a. *prepare the certificates*
 - b. *arrange for the purchase of the purple roses*
 - c. *order the Degree of Royal Purple medallions, and arrange for the appropriate engraving.*

All items shall be available for presentation at the ceremony.
4. *All speaking parts shall be memorized.*
5. *If there is only one recipient, all speaking parts should be modified to reflect a single person.*
6. *Recipient(s) of the Degree of Royal Purple shall be seated in reserve seats prior to the start of the ceremony.*
7. *Grand Bethel Guide shall be given the name(s) of the recipient(s) prior to the ceremony.*
8. *Grand Bethel Guide and Grand Bethel Marshal stand one step behind the line of recipients when recipients are being addressed by other Grand Bethel Officers, and resume their place in line when addressed by other Grand Bethel Officers.*

Officers involved in Ceremony:

- 1) *Grand Bethel Honored Queen*
- 2) *Grand Bethel Senior Princess*
- 3) *Grand Bethel Junior Princess*
- 4) *Grand Bethel Guide*
- 5) *Grand Bethel Marshal(non-speaking)*
- 6) *Grand Bethel Chaplain*
- 7) *Grand Bethel Senior Custodian(non-speaking)*
- 8) *Grand Bethel Junior Custodian(non-speaking)*
- 9) *Grand Bethel Musician(non-speaking)*

GRAND BETHEL HONORED QUEEN: (Standing) Members and friends, we have assembled here to honor these members who have been especially generous in dedicating their time and efforts in promoting their Bethels and Job's Daughters International. As Job's Daughters we are expected to be "the Fairest in the Land", but it is often easy to fall short of the mark. The Daughter who always displays faith, trust, responsibility, respect and love should be rewarded. It is with this in mind that we meet to confer the Degree of Royal Purple.

Grand Bethel Guide and Grand Bethel Marshal, you will escort the members who are to receive the Degree to the East Line facing west.

March Music. Recipients rise. Grand Bethel Guide and Grand Bethel Marshal leave their stations in the West and proceed to the recipients. Grand Bethel Guide asks the recipients to follow. Grand Bethel Guide leads, followed by recipients and the Grand Bethel Marshal, march east on the South Marching Line to the East line, turning left; march north and stop centered with the Dais. All face west. See Plate 1.

GRAND BETHEL GUIDE: I have the pleasure to present (reads names) who are entitled to receive the Degree of Royal Purple.

Recipients respond with a nod as the Grand Bethel Guide reads their names. Grand Bethel Guide and Grand Bethel Marshal then cause the recipients to turn and face the Grand Bethel Honored Queen.

GRAND BETHEL HONORED QUEEN: The purpose of Job's Daughters is to teach young women to live responsibly, morally and righteously. The Book of Job is a strong foundation upon which to build this training for it deals with a real person, a fallible human being, Job. By studying the trials and triumphs of this man, we hope to discover how to direct our own lives so that we may receive our final reward.

Grand Bethel Honored Queen is seated. Grand Bethel Princesses and Grand Bethel Custodians rise. Grand Bethel Custodians take the Dove and Urn from the pedestals, turn to the center, turn East and ascend the dais. Grand Bethel Junior Custodian stands on the left of the Grand Bethel Junior Princess. Grand Bethel Senior Custodian stands on the right of the Grand Bethel Senior Princess. Grand Bethel Custodians hand the Urn and the Dove to their respective Grand Bethel Princesses. See Plate 2.

GRAND BETHEL JUNIOR PRINCESS: Upon receiving the Degree of Royal Purple you will be given a medallion. On it you will find engraved a figure of a Junior Princess holding a white Dove as I do now. It is meant to remind you of the lessons of the First Epoch. Remember always to be patient and diligent in your work, and as Job endeavored to teach his children of the power of prayer may you also continue being useful instruments in conveying God's love and peace.

GRAND BETHEL SENIOR PRINCESS: On your medallion you will find pictured a Senior Princess holding the Urn of Incense. It symbolizes the important lessons of the Second Epoch, the story of Job's anguish and suffering, and the final triumph of his dedication to his Creator. If you ever begin to doubt that there is a Supreme Being, study the soft colors of the sunrise or the fragrant beauty of a rose and your faith will be renewed.

Grand Bethel Princesses return the Dove and the Urn to the Grand Bethel Custodians who descend the dais, replace the Dove and the Urn on the pedestals and return to their stations. Grand Bethel Princesses and Grand Bethel Custodians are seated at the same time.

GRAND BETHEL HONORED QUEEN: *Rises and takes Horn of Plenty in her hands: With the two Princesses, your medallion has engraved upon it an Honored Queen and her*

symbol. You have learned well the teachings of the First and Second Epochs or you would not be receiving the Degree of Royal Purple. Yet, even in this hour set apart in your honor, you have another lesson to learn, that of reward. *Replaces Horn of Plenty.* You must realize that the reward of receiving the Degree of Royal Purple does not signify the termination of your work in Job's Daughters. Rather, it should inspire you to continue in your devotion to our Order. You must remember that all people are equal, regardless of race, creed, color or achievement, and you must not allow pride or conceit to interfere in your relationships with other Daughters of the Bethels. You must, above all, live up to your own high standards, that you may encourage others to adopt the kind of life that merits the Degree of Royal Purple.

Grand Bethel Guide and Grand Bethel Marshal, you will escort these members west of the Altar.

March Music. Grand Bethel Guide leads the line, single file, to the North Marching Line, turning left; marches west to the Altar Line, turning left; marches south on the Altar Line to the north side of the altar (between the Altar and the Grand Bethel Chaplain's chair,) turning right; proceeds around the Altar, forming two lines if necessary. All face east. See Plate 3.

Grand Bethel Honored Queen: Our Grand Bethel Chaplain will lead us in prayer.

*Three raps of gavel (***)*

Grand Bethel Chaplain attends at the Altar as per Ritual.

Grand Bethel Musician plays and Daughters sing "Holy, Holy, Holy."

Grand Bethel Guide and Grand Bethel Marshal assist recipients to kneel. All Daughters and Majority Members who are receiving the Degree of Royal Purple assume the Attitude of Prayer with the Grand Bethel Officers.

GRAND BETHEL CHAPLAIN: Dear Lord, we ask that special blessings rest upon these members. May they be truly grateful for the honor, which is bestowed upon them today. As they have known the joy of work well done, may we all become useful messengers of Your peace. Amen.

Grand Bethel Musician plays "Peace" or "To a Wild Rose."

Grand Bethel Chaplain returns to her station as per Ritual.

Grand Bethel Honored Queen sounds one rap of gavel ().*

Grand Bethel Guide and Grand Bethel Marshal assist recipients to rise.

Grand Bethel Princesses, with certificates and roses descend from dais and proceed side by side to the Altar Line. See Plate 4.

GRAND BETHEL JUNIOR PRINCESS: This certificate represents the love and appreciation of those with whom you have worked, and the years spent in your association with Job's Daughters.

Enters semicircle between Altar and Grand Bethel Treasurer's station, presents certificates and returns to position east of the Altar.

GRAND BETHEL SENIOR PRINCESS: May the beauty of these roses remind you of the beauty of the lessons you have learned in this Order.

Enters semicircle between Altar and Grand Bethel Chaplain's station, presents roses and returns to position east of the Altar.

Grand Bethel Princesses step back to center point between Altar and East Lines, turn together, march to East, ascend dais and are seated.

Grand Bethel Honored Queen, carrying gavel and medallions(unless placed beside the Altar before the ceremony), descends to the Altar Line.

GRAND BETHEL HONORED QUEEN: I now present you with the medallion of the Degree of Royal Purple. May you learn to wear it with grace, dignity and humility, that your character reflects the lessons of Job's Daughters. *Enters semicircle between Altar and Grand Bethel Chaplain's station. Places medallions, one by one, around the recipients' necks.*

Grand Bethel Honored Queen returns to her station.

An appropriate poem or special music may be presented at this time.

*Three raps of gavel (***)*

GRAND BETHEL HONORED QUEEN: Members and friends, these members have proven themselves to be deserving of your respect and admiration and I would ask that you now join me in extending to them a very hearty congratulations.

Applause.

One rap of gavel ().*

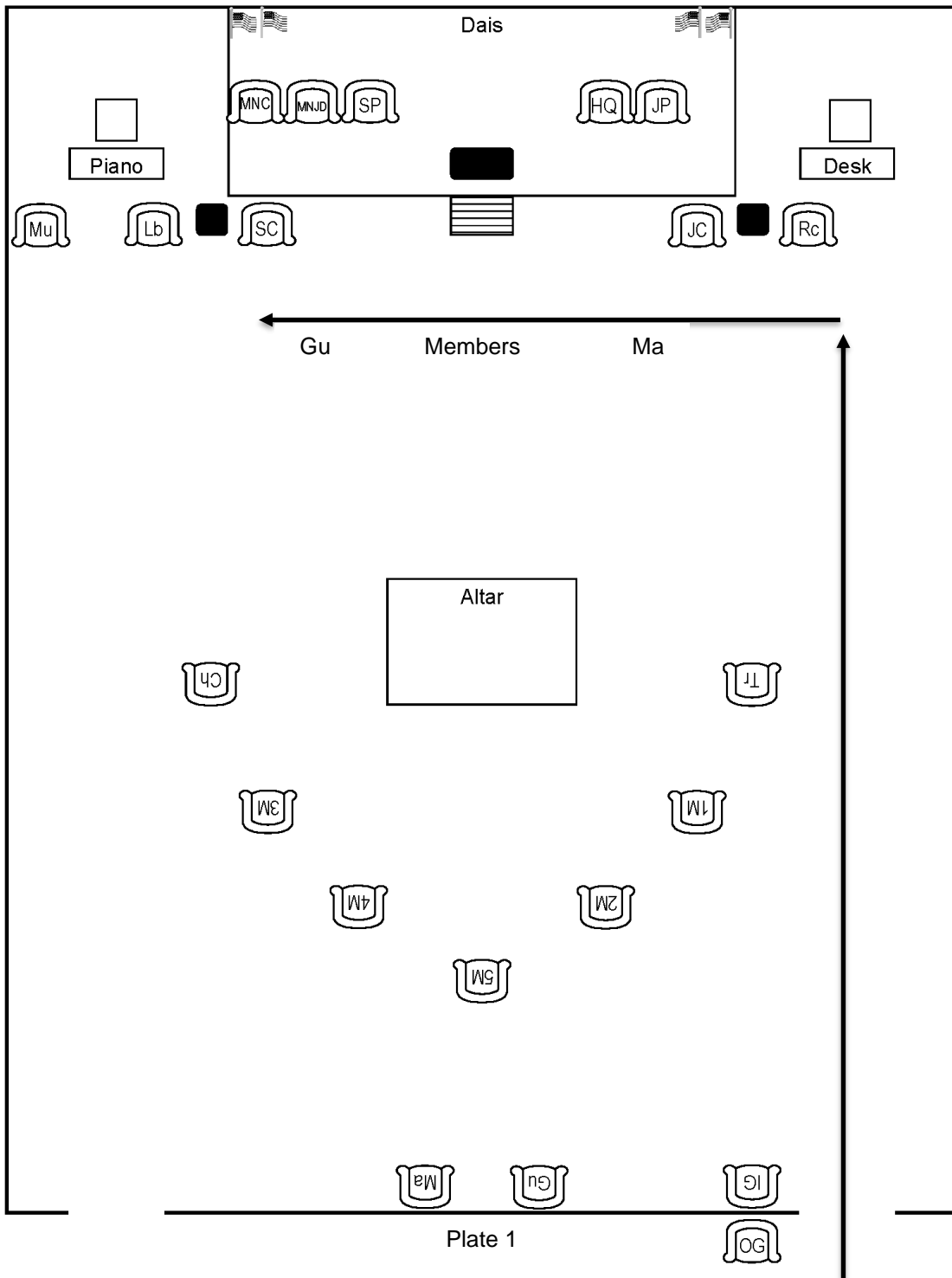
GRAND BETHEL HONORED QUEEN: Grand Bethel Guide and Grand Bethel Marshal, you will escort the Recipients of the Degree of Royal Purple to the seats reserved for them.

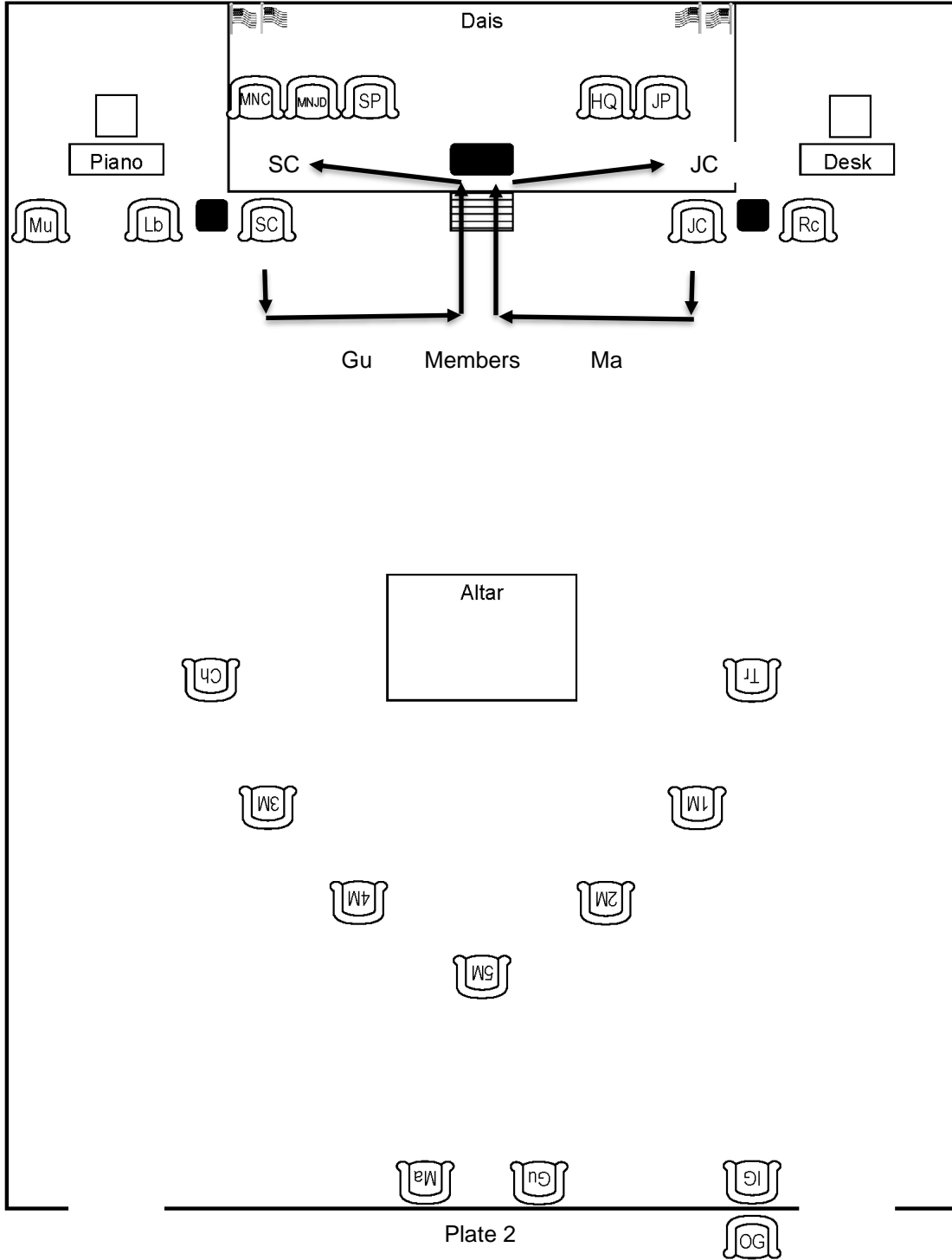
March Music. Grand Bethel Guide leads the line around the south side of the Altar to the South Marching Line, turning right; marches west to the reserved seats. See Plate 5.

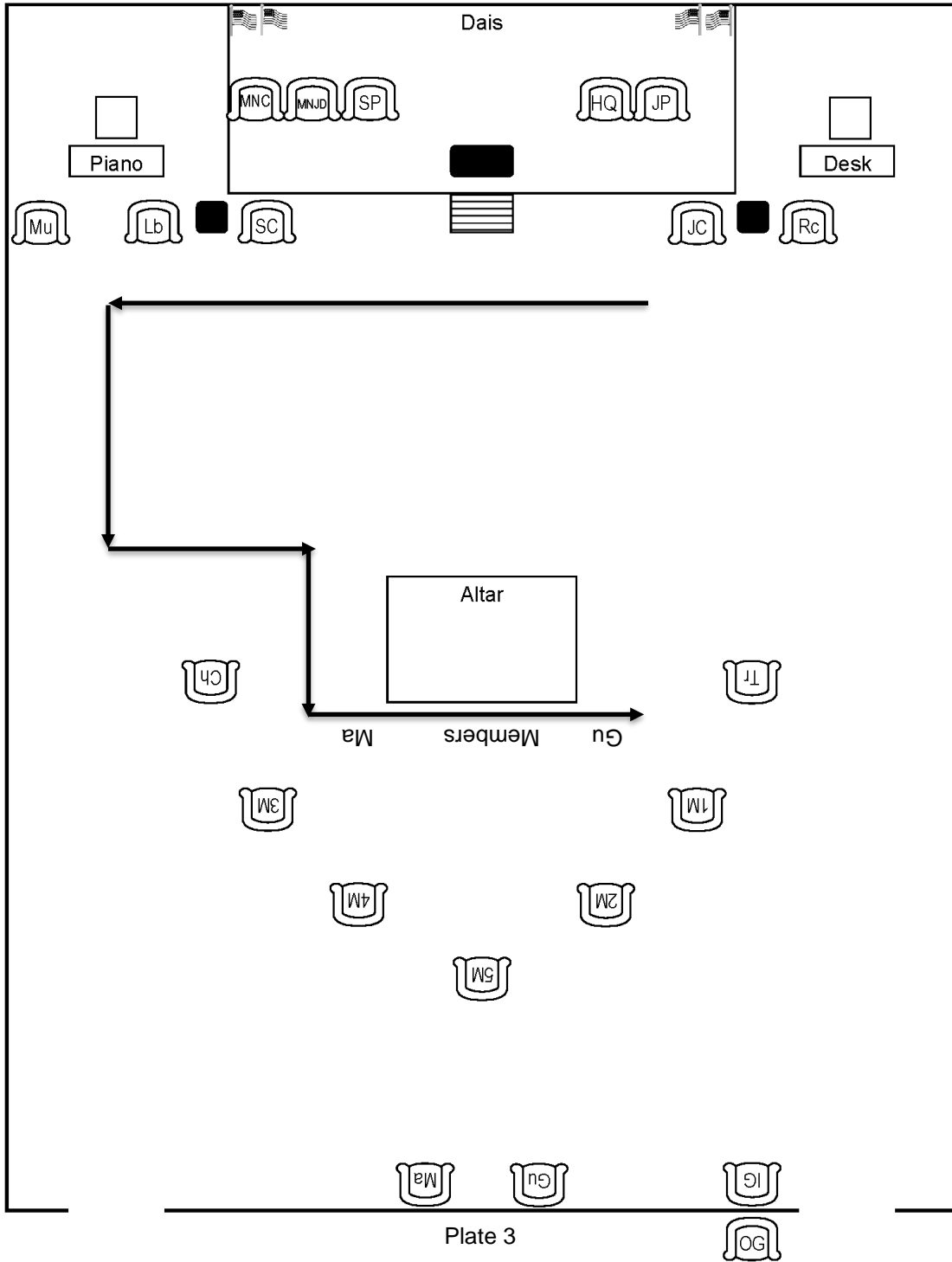
Grand Bethel Guide and Grand Bethel Marshal return side by side to their stations in the west.

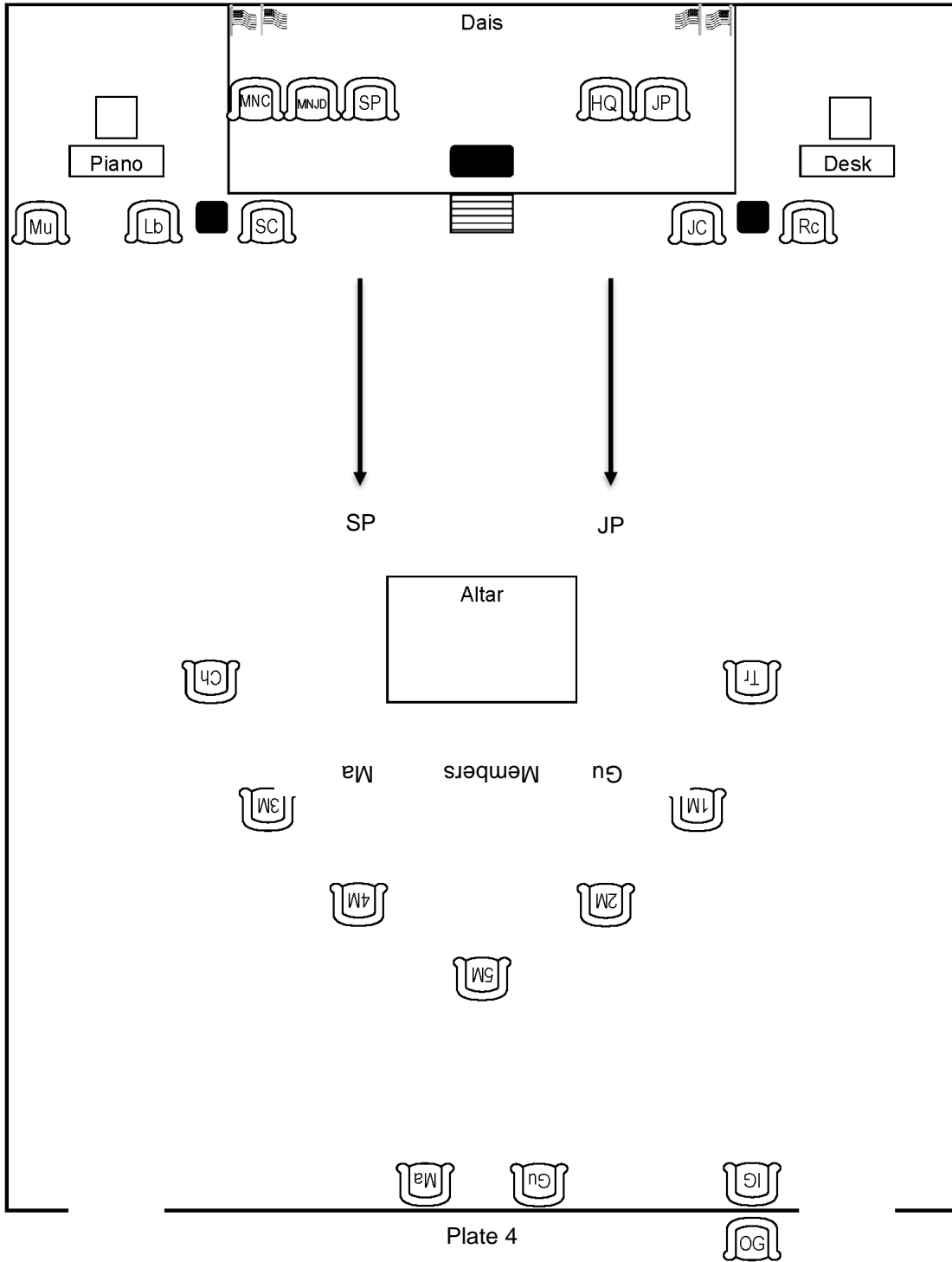
GRAND BETHEL HONORED QUEEN: This completes the Degree of Royal Purple Ceremony.

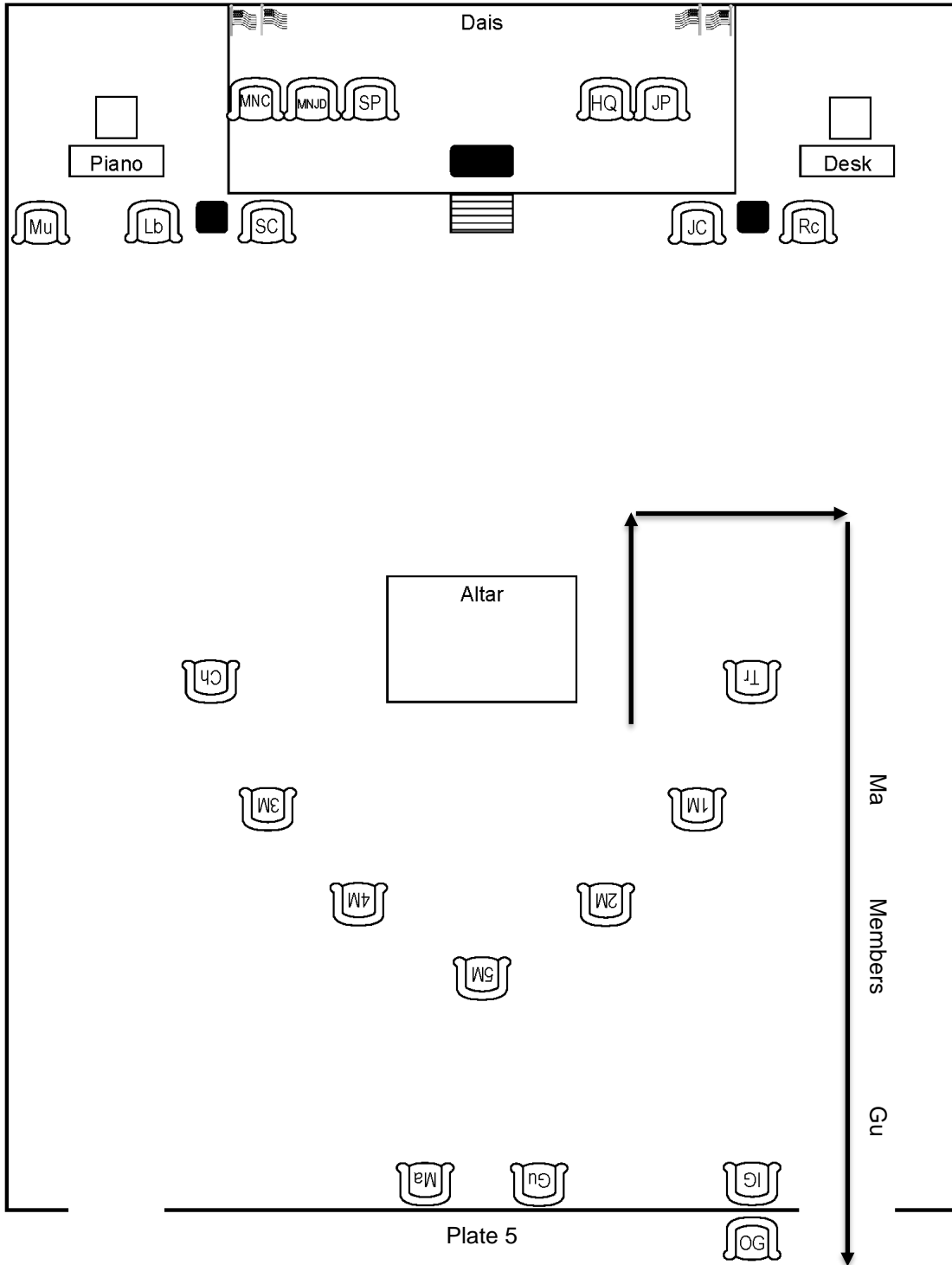
One rap of gavel ().*











MEMORIAL CEREMONY**General Instructions:**

1. This ceremony is to be given by the Grand Bethel Officers as the Necrology Ceremony at the Annual Session of the GGC, at the request of the Grand Guardian.
2. If the ceremony is to be given by the Grand Bethel Officers, the Grand Bethel Committee shall notify the Grand Bethel Honored Queen and the speaking parts shall be distributed to the Grand Bethel Officers, as soon as possible.
3. The Grand Chaplain shall collect the appropriate information for all honorees.
4. The Grand Chaplain shall arrange for the purchase of the flowers. All items shall be available for presentation at the ceremony.
5. All Daughter speaking parts shall be memorized.
 - a. The Grand Chaplain may read from the podium.
6. If there is only one honoree, all speaking parts should be modified to reflect a single person.
7. The flowers are to be placed near the stations of the Grand Bethel Guide and Grand Bethel Marshal before the meeting opens. The flowers shall remain on the Altar until after the meeting is closed.

Officers Involved in Ceremony:

- 1) Grand Bethel Honored Queen
- 2) Grand Bethel Senior Princess
- 3) Grand Bethel Junior Princess
- 4) Grand Bethel Guide (*non-speaking*)
- 5) Grand Bethel Marshal (*non-speaking*)
- 6) Grand Bethel Chaplain
- 7) Grand Bethel Musician (*non-speaking*)
- 8) Grand Chaplain

GRAND BETHEL HONORED QUEEN: Memorial Ceremony.

Members and friends, God has called to His eternal home our beloved member (first and last name.) Although their travels through the journey of life on Earth were brief, we shall always cherish the memory of their presence among us.

GRAND CHAPLAIN:

***For Daughters:* (Name and all appropriate titles) was born (day, month and year) in (city and state) and was initiated into Bethel No. ___ on _____. She entered the Great Bethel on High on _____.**

***For Adults:* (Name) was (title) of Bethel No. ___ in (location), and entered the Great Bethel on High on _____.**

Give additional information as provided.

GRAND BETHEL HONORED QUEEN: Our Chaplain will lead us in prayer.

*Three raps of the gavel (***)*

March music: Handel's "Largo" or appropriate music.

The Grand Bethel Guide and Grand Bethel Marshal pick up the flowers, march to the South and North Marching Lines, turn and march east to the East Line. They then proceed on a diagonal line to a point on either side of the Altar, facing the Altar. When the Guide and Marshal are in position, the Chaplain goes to Altar. Altar music: "Sweet Hour of Prayer."

GRAND BETHEL CHAPLAIN: Our Heavenly Father, we thank You for Your love and tender care. Make us worthy of that love. We thank You for the life of these members of Job's Daughters International. We shall miss their kind spirit and loving ways. Be very near to their loved ones. May we realize that we have only said "Good night," and in that bright, fair land we shall bid them "Good morning." Be with and bless the members of our Order. We ask this in Your Holy Name. Amen.

Grand Bethel Chaplain rises. One rap of the gavel ()*

GRAND BETHEL SENIOR PRINCESS: As a tribute to their life, we place Lilies of the Valley on the Altar. They represent purity and the innocence of youth.

Grand Bethel Marshal places a sprig of Lily of the Valley on the Altar (not on the Bible).

GRAND BETHEL JUNIOR PRINCESS: As a tribute of our love to them, we place Forget-Me-Nots on the Altar. They represent fine character and leave us with lasting memories.

Grand Bethel Guide places the Forget-Me-Nots on Altar (not on the Bible).

GRAND BETHEL HONORED QUEEN: The evergreen is placed on the Altar as a symbol of life everlasting. The gates of the Great Bethel on High have opened for our beloved member and they live in the arms of God forever.

Both the Guide and Marshal place a sprig of evergreen on the Altar. If approved by the Grand Guardian, other Grand Bethel Officers and Members may approach the Altar and place a flower or sprig of green on the Altar (not on the Bible).

An appropriate song may be sung or played. The Grand Bethel Chaplain, Grand Bethel Honored Queen, Grand Bethel Junior Princess, and Grand Bethel Senior Princess return to their station. Altar music: "Sweet Hour of Prayer." March music: Handel's "Largo" or other appropriate music. The Guide and Marshal turn and march east to the Altar Line, turn and march to the South and North Marching Lines, turn west march to their stations and are seated.

GRAND BETHEL HONORED QUEEN: This completes the Memorial Ceremony.

One rap of the gavel ().*

Job's Daughters International

Combined Installation of Officers of the
Grand Bethel
and
Grand Guardian Council of Nebraska

Approved by Supreme Jurisprudence
Reprinted 2008
Reprinted 2014
Reprinted 2023
Reprinted 2024

Combined Installation of Officers of the Grand Bethel and Grand Guardian Council of Nebraska

A floor plan with appropriate music planned by the incoming Grand Guardian may be used for the Entrance and Installation of the Grand Guardian Council and Grand Bethel Officers. Adjustments to this ceremony may be made with the approval of the Executive Grand Guardian Council.

Grand Bethel Officers and Representatives may enter at the beginning of the ceremony before the Installation of Grand Guardian Council Officers OR after the GGC Officers are installed. A narration may be used for the presentation of Grand Bethel Officers and Representatives.

The Installing Musician shall be seated at the instrument.

Throughout the ceremony, the Installing Officers use march lines and floor work as outlined in the Bethel Officer Installation Ceremony.

INSTALLING OFFICER LINE-UP:

The new Miss Nebraska Congeniality (MNC) and retiring Associate Grand Guardian (AGG) stand side-by-side in the Anteroom doorway, followed by the new Spirit Ambassadors (SA).

The new Miss Nebraska Job’s Daughter (MNJD) and retiring Grand Guardian (GG) stand side-by-side in the Preparation Room doorway, followed by the new Daughter HIKE Coordinators(DHC).

The Installing Officer, Installing Junior Custodian and Installing Grand Bethel Junior Custodian stand side-by-side, one step inside in the Anteroom doorway.

The Associate Installing Officer, Installing Senior Custodian and Installing Grand Bethel Senior Custodian stand side-by-side, one step inside the Preparation Room doorway.

<i>Preparation Room</i>		<i>Anteroom</i>
<i>MNJD – Retiring AGG</i>		<i>Retiring GG - MNC</i>
<i>Daughter HIKE Coordinators</i>		<i>Spirit Ambassadors</i>
<i>IGBSC – ISC – AIO</i>		<i>IO – IJC – IGBJC</i>
<i>IM</i>		<i>IG</i>
<i>Ich</i>		<i>ISec</i>
		<i>IGBO</i>
<i>IGBM</i>		<i>IGBG</i>
<i>IGBC</i>		<i>IGBR</i>

ENTRANCE OF INSTALLING OFFICERS:

The Installing Musician begins the music.

The new state officers (MNJD, MNC, DHC, SA) and retiring Grand Guardians enter the Grand Bethel Room and take their positions in the East.

The six installing officers inside the Grand Bethel Room, march East to the Altar Line, turn in, meet in front of the Altar and march six abreast to their positions in the East.

Custodians remain standing in front of their chairs facing East until the Installing Officer and Associate Installing Officer reach the podium in the East. All six turn and face West together.

The Installing Guide, followed by the Installing Secretary, and the Installing Marshal, followed by the Installing Chaplain, enter the Grand Bethel Room on the North and South Marching Lines. They march to the East Line, turn in, and meet in the center. They turn West and proceed to the Altar, turning to the North and South Marching Lines, then to the West Line and turn in to their stations. The Installing Secretary and Installing Chaplain leave the line as they reach their station.

NOTE: Installing Officer/Associate Installing Officer and Installing Secretary may choose to begin at their stations if necessary for mobility reasons or other matters of accessibility.

All remain standing.

ASSOCIATE INSTALLING OFFICER: I have the honor of introducing _____, Past Grand Guardian, who will preside as Installing Officer for this ceremony. Presents gavel.

INSTALLING OFFICER: I have the honor of introducing _____, Past Associate Grand Guardian, who will preside as Associate Installing Officer. (Should be omitted if Associate Installing Officer is to be introduced with other Installing Officers.)

INSTALLING OFFICER: We have assembled for the purpose of installing the Officers of the Grand Guardian Council and Grand Bethel of the State of Nebraska, Job’s Daughters International. In installing these Officers, I will be assisted by:

Installing Officers nod as they are introduced.

_____, PAGG as Associate Installing Officer (if not previously introduced)

_____, PGG as Installing Guide

_____, PGG as Installing Marshal

_____, PGG as Installing Chaplain

_____, PGG as Installing Musician

_____, PGG as Installing Secretary

_____, PAGG (or PGG) as Installing Sr. Custodian

_____, PAGG (or PGG) as Installing Jr. Custodian

*Installing Officer sounds one rap of gavel. **

INSTALLING OFFICER: Associate Installing Officer, you will retire and escort the Installing Grand Bethel Officer into the Bethel Room.

March music.

Associate Installing Officer descends Dais, west on Center Line to Altar Line. Turns south on Altar Line to South Marching Line then west to Anteroom where Installing Grand Bethel Officer is waiting. The Associate Installing Officer, enters from the Anteroom door escorting the Installing Grand Bethel Officer on right arm. They both proceed side-by-side until west of the Altar, facing east.

ASSOCIATE INSTALLING OFFICER: Installing Officer, I have the honor of presenting _____, Grand Bethel Honored Queen and Past Honored Queen, who will preside as the Installing Grand Bethel Officer.

INSTALLING OFFICER: Associate Installing Officer, you will conduct the Installing Grand Bethel Officer to the East.

Music.

Associate Installing Officer and Installing Grand Bethel Officer leave the Altar on the north side, proceed to the East, and ascend the Dais.

*Installing Officer gives three raps of gavel. (***)*

INSTALLING OFFICER: I have the pleasure of introducing _____, Grand Bethel Honored Queen and Past Honored Queen, who will preside as the Installing Grand Bethel Officer.

Installing Officer presents the Installing Grand Bethel Officer with the gavel. Installing Grand Bethel Officer sounds one rap of gavel. ()*

INSTALLING GRAND BETHEL OFFICER: Installing Grand Bethel Senior Custodian (rises, faces Installing Grand Bethel Officer) and Installing Grand Bethel Junior Custodian (rises, faces Installing Grand Bethel Officer), you will retire and invite into the Grand Bethel Room the other Installing Grand Bethel Officers.

March Music.

Installing Grand Bethel Senior Custodian and Installing Grand Bethel Junior Custodian proceed directly west to Altar Line, then north and south to North and South Marching Lines, and then west to Anteroom and Preparation Room.

Installing Grand Bethel Guide enters from the Anteroom, followed by the Installing Grand Bethel Recorder and the Installing Grand Bethel Junior Custodian.

Installing Grand Bethel Marshal enters from the Preparation Room, followed by the Installing Grand Bethel Chaplain and the Installing Grand Bethel Senior Custodian.

Installing Grand Bethel Guide and Installing Grand Bethel Marshal march on South and North Marching Lines to Altar Line, turn north and south to center of Altar, and march to East Line, then south and north, followed by other installing officers in order named. All stand facing west for introductions.

INSTALLING GRAND BETHEL OFFICER: In installing the officers of this Grand Bethel, I will be assisted by: *(Each installing officer, as name is called, acknowledges with a nod.)*

- _____, **Past Honored Queen, as Installing Grand Bethel Guide**
- _____, **Past Honored Queen, as Installing Grand Bethel Marshal**
- _____, **Past Honored Queen, as Installing Grand Bethel Recorder**
- _____, **Past Honored Queen, as Installing Grand Bethel Chaplain**
- _____, **Past Honored Queen, as Installing Grand Bethel Sr. Custodian**
- _____, **Past Honored Queen, as Installing Grand Bethel Jr. Custodian**

Installing Grand Bethel Guide and Installing Grand Bethel Marshal, you will conduct the Installing Grand Bethel Officers to their respective stations.

Music.

Installing Grand Bethel Guide and Installing Grand Bethel Marshal turn north and south to North and South Marching Lines. Installing Grand Bethel Senior Custodian and Installing Grand Bethel Junior Custodian turn in to their stations. Installing Grand Bethel Recorder assumes station at the desk; Installing Grand Bethel Chaplain follows Installing Grand Bethel Marshal and assumes station facing east. Installing Grand Bethel Guide and Installing Grand Bethel Marshal proceed to seats in the West.

INSTALLING OFFICER: Installing Guide (rises) and Installing Marshal (rises), you will retire and escort into the room the newly elected and appointed Officers who are to serve this Grand Guardian Council for the ensuing year.

March Music. Throughout the ceremony, the Installing Guide and Installing Marshal use lines of march and floor work as outlined in the Bethel Installation Ceremony.

Installing Guide goes to Anteroom door, and Installing Marshal goes to Preparation Room door.

Grand Guardian Council Officer Line Up:

<i>Preparation Room</i>		<i>Anteroom</i>
Grand Fourth Messenger		Grand Fifth Messenger
Grand Third Messenger		Grand Second Messenger
Grand Senior Custodian		Grand First Messenger
Grand Chaplain		Grand Junior Custodian
Grand Librarian		Grand Treasurer
Grand Director of Music		Grand Secretary
Grand Outer Guard		Grand Inner Guard
Grand Marshal		Grand Guide
Vice Associate Grand Guardian		Vice Grand Guardian
Associate Grand Guardian		Grand Guardian

[OPTION A: Grand Bethel Officers enter following the Grand Guardian Council Officers. Grand Bethel Officers may enter the Grand Bethel room at the same time as the Grand Guardian Council Officers or be presented later in the ceremony.]

Grand Bethel Officer Line Up:

<i>Preparation Room</i>		<i>Anteroom</i>
Grand Bethel Fourth Messenger		Grand Bethel Fifth Messenger
Grand Bethel Third Messenger		Grand Bethel Second Messenger
Grand Bethel Treasurer		Grand Bethel First Messenger
Grand Bethel Librarian		Grand Bethel Recorder
Grand Bethel Musician		Grand Bethel Chaplain
Grand Bethel Senior Custodian		Grand Bethel Junior Custodian
Grand Bethel Outer Guard		Grand Bethel Inner Guard
Grand Bethel Marshal		Grand Bethel Guide
Grand Bethel Senior Princess		Grand Bethel Junior Princess
		Grand Bethel Honored Queen
Chair of the Grand Bethel Representatives		
½ Grand Bethel Representatives		½ Grand Bethel Representatives

The Grand Bethel Officers proceed into the Grand Bethel Room and take their positions as determined by the Grand Bethel Committee.

INSTALLING GRAND BETHEL OFFICER: Installing Grand Bethel Guide and Installing Grand Bethel Marshal, you will retire and escort into the Bethel room the Grand Bethel Representatives, who are to serve this Grand Bethel for the ensuing year.

The Grand Bethel Representatives enter the Grand Bethel Room and take their positions as determined by the Grand Bethel Committee.

The Installing Grand Bethel Guide and Installing Grand Bethel Marshal return to stations.

INSTALLING OFFICER: Installing Guide (rises), Installing Marshal (rises) and Installing Chaplain (rises), you will retire for the presentation of the Holy Bible.

Music.

Installing Guide and Installing Marshal proceed side-by-side on West Line to North Marching Line, then east to Marching Line, then east to Altar Line. Turn west and bow for the Installing Chaplain to follow, and proceed west on North Line to the Preparation Room.

Installing Chaplain, followed by the Installing Guide and Installing Marshal, enters from Preparation Room carrying Bible, closed.

*Installing Officer sounds three raps of gavel. (***)*

Installing Chaplain approaches the Altar and places the Bible on the Altar as per Bethel Officer Installation Ceremony.

After the Bible is placed on the Altar, the Installing Chaplain, Installing Guide and Installing Marshal return to stations per the Ritual.

Installing Officer sounds one raps of gavel. ()*

INSTALLING GRAND BETHEL OFFICER: Installing Grand Bethel Marshal (*rises*), you will retire and present the flag of our Country west of the Altar.

March Music – America The Beautiful.

Installing Grand Bethel Marshal presents the flag as per Bethel Officer Installation Ceremony.

*Installing Officer sounds three raps of gavel (***) as the flag enters the room.*

Installing Grand Bethel Marshal presents the flag at the Altar.

Music - The Star Spangled Banner (one verse). All sing.

INSTALLING GRAND BETHEL OFFICER: I present our Country’s Flag, born in freedom, cradled in Independence by the pioneers of a glorious Country. It has been the symbol of a Nation in its vicissitudes as well as its glories. Never have its folds trailed in the dust of defeat and may it ever be borne aloft in the defense of every righteous cause. May our hearts be filled with all that it signifies as we rally to its support, and may we, as citizens of this Nation, ever follow it with Honor and in Peace.

Installing Grand Bethel Marshal, you will escort the flag of our Country to the East.

Installing Grand Bethel Marshal escort flag to the East as per Bethel Officer Installation Ceremony.

INSTALLING GRAND BETHEL OFFICER: All citizens of the United States of America will join in pledging allegiance to the Flag.

I pledge allegiance to the flag of the United States of America, and to the Republic for which it stands, one Nation, under God, indivisible, with liberty and justice for all.

Installing Grand Bethel Officer sounds one rap of gavel (), as the Installing Grand Bethel Marshal turns to return to station as per Bethel Officer Installation Ceremony.*

Music — America the Beautiful.

(Optional: Escort of the Canadian Flag)

INSTALLING GRAND BETHEL OFFICER: Installing Grand Bethel Marshal (*rises*), you will retire and present the Canadian National Emblem west of the Altar.

March Music.

Installing Grand Bethel Marshal presents the flag at the Altar as per Bethel Officer Installation Ceremony.

Music – Oh Canada (one verse). All sing.

Installing Grand Bethel Marshal, you will escort the Canadian National Emblem to the East.

Installing Grand Bethel Marshal escort flag to the East as per Bethel Officer Installation Ceremony.

Installing Grand Bethel Officer sounds one rap of gavel ().*

March Music.

Installing Grand Bethel Marshal returns to stations as per Bethel Officer Installation Ceremony.

Flags of other nations shall be escorted as deemed appropriate.

INSTALLING GRAND BETHEL OFFICER: Members and friends of Job’s Daughters, we welcome you here to witness the Installation of the Grand Council Officers, Grand Bethel Officers and the Grand Bethel Representatives of the State of Nebraska, Job’s Daughters International. They have been elected, appointed or chosen to serve for the ensuing year. Before installing them into Office, we will ask the blessing of our Father in Heaven.

Installing Grand Bethel Chaplain, you will attend at the Altar.

*Installing Grand Bethel Officer sounds three raps of gavel. (***)*

Music — Sweet Hour of Prayer.

The Installing Grand Bethel Chaplain approaches the Altar according to the Ritual, opens the Bible and kneels (if able; may remain standing if necessary for mobility or accessibility reasons.)

INSTALLING GRAND BETHEL CHAPLAIN: Oh, merciful and loving Father, we come to You in Faith, knowing that You will hear and answer our prayer. Be very near to us in this hour and let Your blessing rest upon us as we humbly seek to do Your will. Grant those whom we are about to invest with authority, the spirit of love and charity. Help them to see clearly the power and influence of a beautiful and compassionate life. May union and harmony prevail, and as they labor for the highest ideals of life, may they become more gracious and loving, more faithful and patient day by day, and thus complete a foundation of a useful and perfect life. We ask in Your name. Amen.

Music per Ritual.

Installing Grand Bethel Chaplain returns to station according to the Ritual.

*Installing Grand Bethel Officer sounds one rap of gavel. **

INSTALLING OFFICER: Installing Secretary (rises), you will call the roll of Officers elected and appointed to serve this Grand Guardian Council for the ensuing term, who as their names are read, will rise and remain standing. (Those with mobility challenges may remain seated.)

INSTALLING SECRETARY:

- _____, **Grand Guardian**
- _____, **Associate Grand Guardian**
- _____, **Vice Grand Guardian**
- _____, **Vice Associate Grand Guardian**
- _____, **Grand Guide**
- _____, **Grand Marshal**
- _____, **Grand Inner Guard**
- _____, **Grand Outer Guard**
- _____, **Grand Secretary**
- _____, **Grand Treasurer**
- _____, **Grand Librarian**
- _____, **Grand Chaplain**
- _____, **Grand Director of Music**
- _____, **Grand Senior Custodian**
- _____, **Grand Junior Custodian**
- _____, **Grand First Messenger**

_____, **Grand Second Messenger**
 _____, **Grand Third Messenger**
 _____, **Grand Fourth Messenger**
 _____, **Grand Fifth Messenger**

*Installing Officer sounds the gavel three (***) times.*

INSTALLING OFFICER: You will place your right hand over your heart and repeat the following obligation: (GGC Officers place their right hands over their hearts.)

I solemnly affirm on my honor – that I will conform - to the Constitution, Bylaws, and Standard Operating Procedure of the Supreme Guardian Council – and the Manual of Rules and Regulations – of the Grand Guardian Council of the State of Nebraska.

That I will faithfully perform – the duties of my office – and earnestly endeavor – to promote the welfare – and prosperity of Nebraska Job’s Daughters.

That I will endeavor – by precept and example – to encourage in our Daughters – the practice of those virtues – principles and lofty ideals – which adorn humanity – and make life rich – full and abundant.

*Installing Officer sounds one rap of gavel. **

INSTALLING OFFICER: Installing Guide and Installing Marshal, you will present the Grand Guardian at the Altar to kneel on bended knee, with hands upon the Holy Bible. (Grand Guardian kneels, places hands upon the Holy Bible. If Grand Guardian is unable to kneel, omit words “on bended knee.” GG will remain standing, or a chair may be brought to the edge of the Altar. Marshal may bring the Bible to the Grand Guardian, if necessary.)

March Music.

Installing Marshal reverently carries the Bible from the East edge to the west edge of the Altar.

Installing Guide assists the Grand Guardian to kneel at the Altar and ensures hands are placed on the Bible.

INSTALLING OFFICER: You will repeat after me: I sincerely promise that I will faithfully obey – and justly enforce – the Constitution, Bylaws, and Standard Operating Procedure – of the Supreme Guardian Council – and the Manual of Rules and Regulations – of this Grand Guardian Council – Job’s Daughters International. That I will perform the duties of my office – to the best of my ability. That I will promote the growth of Nebraska Job’s Daughters – and foster its welfare. And that I will strive to be fair and impartial – in the exercise of the powers of my office – so help me God. Amen.

Installing Guide and Installing Marshal assist the Grand Guardian to rise.

INSTALLING OFFICER: Grand Guardian, the duties of your Office are defined in the Constitution, Bylaws, and Standard Operating Procedures of the Supreme Guardian Council, as well as the Manual of Rules and Regulations of this Grand Guardian Council, which are entrusted in your care. Into your custody is given the Charter of this Grand Guardian Council. In your keeping is now entrusted the guidance and control of Job's Daughters in this State. Yours is an Office of great responsibility as the welfare of the organization depends upon the manner in which you conduct its affairs. It is our prayer that our Heavenly Father will give you courage to meet every difficulty, wisdom to judge each question aright and grace to sustain you in the performance of every duty.

INSTALLING OFFICER: Installing Guide and Installing Marshal, you will escort the Grand Guardian to the East.

Music.

Installing Guide and Installing Marshal escort the Grand Guardian to the East Line. Grand Guardian may select escort(s) to the East Line.

*Installing Officer sounds three raps of gavel. (***) Grand Guardian ascends Dais.*

Installing Guide and Installing Marshal back to Custodians pedestals, facing each other.

INSTALLING OFFICER: It is my pleasure to introduce your Grand Guardian,

*Installing Officer sounds one rap of gavel. **

The Installing Officer hands gavel to Associate Installing Officer.

ASSOCIATE INSTALLING OFFICER: Installing Guide and Installing Marshal, you will present the Associate Grand Guardian at the Altar.

Music.

Installing Guide and Installing Marshal present the Associate Grand Guardian at the Altar. When in position.

Associate Grand Guardian, it is your duty to assist the Grand Guardian in the performance of the duties of the office, to assist in all matters pertaining to the welfare of Nebraska Job's Daughters and its relationship to Freemasonry, and preside when requested to do so. The exercise of the principles of Freemasonry will enable you to perform your duties with honor and credit. Are you willing to assume these responsibilities? (Answer: I am.) Then you will kneel on both knees, as you are able.

The Jr. Past Associate Grand Guardian, with collar, approaches from the East with the Associate Installing officer stopping on the North and South side of kneeling Officer.

ASSOCIATE INSTALLING OFFICER: As we place this collar around your neck, you will arise, the Associate Grand Guardian of Nebraska. (Associate Grand Guardian stands. The Jr. Past Associate Grand Guardian, and Associate Installing officer return to the east.)

ASSOCIATE INSTALLING OFFICER: Installing Guide and Installing Marshal, you will escort the Associate Grand Guardian to the East.

Music.

Installing Guide and Installing Marshal escort the Associate Grand Guardian to the East Line. Associate Grand Guardian may select escort(s) to the East Line.

*Associate Installing Officer sounds three raps of gavel. (***) Associate Grand Guardian ascends Dais.*

Installing Guide and Installing Marshal back to Custodians pedestals, facing each other.

ASSOCIATE INSTALLING OFFICER: It is my pleasure to introduce your Associate Grand Guardian, _____.

*Associate Installing Officer sounds one rap of gavel. * Associate Installing Officer returns gavel to Installing Officer.*

INSTALLING OFFICER: Installing Guide and Installing Marshal, you will escort the Vice Grand Guardian to the Altar.

Music. When in position.

Vice Grand Guardian, it is your duty to assist the Grand Guardian and assume all duties during any absence or disability. It is also your duty to promote the growth and welfare of Nebraska Job's Daughters. You are a weaver, adding new threads to our cloth of gold. Let it be your endeavor to add to its beauty, enhance its value and promote its usefulness.

Installing Guide and Installing Marshal, you will escort the Vice Grand Guardian to the East.

Music.

Installing Guide and Installing Marshal escort the Vice Grand Guardian to the East. Installing Guide and Installing Marshal back to Custodians pedestals, facing each other.

INSTALLING OFFICER: It is my pleasure to introduce your Vice Grand Guardian,

_____.
Installing Officer sounds one rap of gavel (). Installing Officer hands gavel to Associate Installing Officer.*

ASSOCIATE INSTALLING OFFICER: Installing Guide and Installing Marshal, you will present the Vice Associate Grand Guardian at the Altar.

Music. When in position.

ASSOCIATE INSTALLING OFFICER: Vice Associate Grand Guardian, it is your duty to assist the Associate Grand Guardian and assume any duties in the event of an absence. Your past experience, and a careful study of our laws, will prepare you for the performance of these important duties. Installing Guide and Installing Marshal, you will escort the Vice Associate Grand Guardian to the East.

Music.

Installing Guide and Installing Marshal escort the Vice Associate Grand Guardian to the East. Installing Guide and Installing Marshal back to Custodians pedestals, facing each other.

ASSOCIATE INSTALLING OFFICER: It is my pleasure to introduce your Vice Associate Grand Guardian, ____.

Associate Installing Officer sounds one rap of gavel (). Associate Installing Officer returns gavel to Installing Officer.*

INSTALLING OFFICER: Installing Guide and Installing Marshal, you will present the Grand Guide, Grand Marshal, Grand Inner Guard, Grand Outer Guard, Grand Treasurer and Grand Secretary at the Altar.

Music.

INSTALLING OFFICER: Grand Guide, it is your duty to escort distinguished guests and bring such matters before the Grand Guardian Council as will promote the growth and welfare of the Organization.

Grand Marshal, it is your duty to assist the Grand Guide, to present and care for our National Emblem, and to perform such other duties as may be assigned to you by the Grand Guardian.

Grand Inner Guard and Grand Outer Guard, your duty is to guard the doors of the Grand Guardian Council at its Annual Session. A deeper obligation rests upon you to devote your efforts to promote the growth and influence of Nebraska Job's Daughters. Be ever alert in the performance of your duties.

Grand Treasurer, it is your duty to have charge of all funds and securities belonging to the Grand Guardian Council; to receive all monies from the Grand Secretary, keeping an accurate account of the same and make a complete report at the Annual Meeting. Integrity and honor will guide you in the faithful performance of your duties.

Grand Secretary, it is your duty to keep a record of all proceedings of the Grand Guardian Council and make an Annual Report thereof, to receive all monies due the Grand Guardian Council and turn them over to the Grand Treasurer and perform the many other duties defined in the law of Nebraska Job's Daughters. Our progress depends largely upon the skill and intelligence with which you perform the trust that has been committed to you. Promptness and accuracy are essential.

Installing Guide and Installing Marshal, you will escort these Officers to their stations.

Music.

Installing Guide and Installing Marshal escort officers to stations and return to waiting stations.

INSTALLING OFFICER: Installing Guide and Installing Marshal, you will present the Grand Librarian, Grand Chaplain, Grand Director of Music, Grand Senior Custodian, Grand Junior Custodian and the Grand Messengers at the Altar. *Music. When in position.*

INSTALLING OFFICER: Grand Librarian, it is your duty to recommend to Bethels articles and books that will be helpful to Bethel Librarians. Whoever can develop a new idea, impel a noble thought, or cause to be expressed one lofty sentence bestows a great blessing on the world. Give to your selections for our Daughters your most earnest and prayerful consideration.

Grand Chaplain, it is your duty to attend at the Altar and lead this body in its devotions. Prayer is an incense moving heavenward, fraught with hopes and desires. The beauty and the uplifting influence of sincere utterance of faith in God's guidance and ever-ready strength as expressed in prayer, means much to our meetings. May God guide you in preparing for this service.

Grand Director of Music, it is your duty to supervise and direct the music in this Grand Jurisdiction. God gave us music. It is the essence of our ceremonies and leads to all that is good, beautiful and harmonious. So attune your life that you may impart the heavenly gift of music to our Members. How necessary to consider the message you would bring through the strings of your instrument.

Grand Custodians, it is your duty to care for the properties of the Grand Guardian Council during its Session and at all times to give the Grand Guardian such assistance as may be required of you. May your faithfulness to duty be of great benefit to Nebraska Job's Daughters.

Grand Messengers, you are to fill the five stations representing the story of the life of Job, upon which the Ritual of Job's Daughters is founded. Your duty is to assist the Grand Guardian when requested to do so. Job's Daughters are "The Fairest in all the Land." With patience, strive in faith, be firm, God will reward your high endeavor, and may you ever be true messengers of helpfulness.

Installing Guide and Installing Marshal, you will escort these Officers to their stations.

Music.

Installing Guide and Installing Marshal escort officers to stations and return to waiting stations.

Installing Chaplain may retire as Grand Chaplain takes station, if space is limited.

INSTALLATION OF GRAND DEPUTIES (*OPTIONAL*)

INSTALLING OFFICER: Installing Secretary, you will read the names of those appointed to serve as Grand Deputies for the ensuing year, who, as their names are read, will rise and remain standing. (Grand Deputies may be seated in a designated section or may rise wherever they are seated in the room.)

Grand Deputies, to you has been given the responsibility of assisting our Bethels in their understanding of the teachings and principles of Job's Daughters, our Ritual and Law. As an extension of the Grand Guardian, you are asked to share information and instruction to our members, helping them attain the high ideals of Job's Daughters. You are to be a mentor, a leader, a friend and advisor to members and adult volunteers. Your good work will strengthen Job's Daughters throughout Nebraska, inspiring our members to be the "Fairest in the Land."

Installing Officer sounds one rap of gavel ().*

INSTALLING OFFICER: Installing Secretary (*rises*), you will proclaim the Officers of this Grand Guardian Council duly and legally installed.

INSTALLING SECRETARY: By direction of the Installing Officer, and by authority of the Supreme Guardian Council, I now proclaim the Officers of the Grand Guardian Council, State of Nebraska, Job's Daughters International, duly and legally installed for the ensuing year.

Installing Officer sounds one rap of gavel. ()*

INSTALLING OFFICER: Grand Guardian, I now present you with the gavel, the emblem of your authority as Grand Guardian. Wield it with wisdom, justice and equality. May this organization be a lasting monument to the virtues illustrated in the life of Job – patience, faith, wisdom and justice. With God's help, may you conduct its affairs with thoughtful care for the benefit of our Masonic Daughters. Thus will Nebraska Job's Daughters increase in prosperity and potent influence for good as the future unfolds.

I congratulate you and the newly installed Officers. We all wish for you a most successful year. (Other appropriate remarks may be made by the Installing Officer at this time.) Grand Guardian then takes charge.

GRAND GUARDIAN: The Installing Grand Guardian Council Officers will retire.
Installing Officer and Associate Installing Officer remain in the East. The other installing officers retire to the seats reserved for them, as per Bethel Officer Installation Ceremony.

GRAND GUARDIAN: Installing Grand Bethel Guide (rises) and Installing Grand Bethel Marshal (rises), you will present the Grand Bethel Guardian and the Associate Grand Bethel Guardian appointed for the ensuing term, west of the Altar.

Music.

Installing Grand Bethel Guide and Installing Grand Bethel Marshal present the Grand Bethel Guardian and Associate Grand Bethel Guardian at the Altar.

GRAND GUARDIAN: You will place your right hand over your heart and repeat the following pledge:

I solemnly affirm on my honor – that I will conform to the Constitution – and Bylaws of the Supreme Guardian Council – and the Manual of Rules and Regulations – of the Grand Guardian Council of the State of Nebraska.

That I will faithfully perform – the duties of my office – and earnestly endeavor – to promote the welfare and prosperity — of the Grand Bethel.

GRAND GUARDIAN: Grand Bethel Guardian, yours is an Office of great responsibility as the welfare of the Grand Bethel depends upon the manner in which you perform your duties. Are you willing to assume these responsibilities? Answer: I am.

Associate Grand Bethel Guardian, it is your duty to assist the Grand Bethel Guardian in the performance of the duties of the Office and to assist in all matters pertaining to the welfare of the Grand Bethel. Are you willing to assume these responsibilities? Answer: I am.

You have been given the privilege of guiding and advising these fair Daughters in life's pilgrimage and assisting them in their projects for the good of the Grand Bethel. You should be alert and watchful that your conduct will be an example of patience and virtue, which the Daughters will emulate.

Installing Grand Bethel Guide and Installing Grand Bethel Marshal, you will escort these Officers to the East.

Music.

Installing Grand Bethel Guide and Installing Grand Bethel Marshal escort the Grand Bethel Guardian and Associate Grand Bethel Guardian to the East.

Installing Grand Bethel Guide and Installing Grand Bethel Marshal back to Custodians pedestals, facing each other.

GRAND GUARDIAN: It is my pleasure to introduce your Grand Bethel Guardian, _____, and Associate Grand Bethel Guardian _____.

*Grand Guardian sounds one rap of gavel.**

Grand Bethel Guardian and Associate Grand Bethel Guardian assume their stations at the Grand Bethel Committee table.

Installing Grand Bethel Guide and Installing Grand Bethel Marshal return to their stations.

Grand Guardian hands the gavel to the Installing Grand Bethel Officer.

Grand Senior and Junior Custodians move to chairs nearest the steps leading to the podium to assist those ascending or descending the steps.

INSTALLATION OF GRAND BETHEL BEEKEEPER (OPTIONAL):

GRAND GUARDIAN: Installing Grand Bethel Guide and Installing Grand Bethel Marshal, you will present the Grand Bethel Beekeeper to the East Line. *Beekeeper steps to the Anteroom or Preparation Room door. Installing Grand Bethel Guide and Installing Grand Bethel Marshal escort Beekeeper to the East Line, facing East, per Ritual.)*

GRAND GUARDIAN: Grand Bethel Beekeeper, it is your duty to oversee the Jobies to Bee Program in Nebraska for those who have not yet attained the age for Job’s Daughter membership. You should exhibit enthusiasm for our Job’s Daughters that will inspire these young people to one day become a member. Are you willing to assume these responsibilities? *(Answer: I am.) Beekeeper faces West.*

It is my pleasure to present this year’s Grand Bethel Beekeeper

_____.
Installing Guide and Installing Marshal, you will escort the Grand Bethel Beekeeper to the sidelines. *Installing Grand Bethel Guide and Installing Grand Bethel Marshal escort Beekeeper to the North or South Marching Lines, stopping at Waiting Stations. Beekeeper returns to the sidelines.*

(OPTION B: Grand Bethel Officers and Representatives may be presented at this point in the ceremony if they did not enter earlier. An Installation narration may be used for their entrance, if desired.)

If not previously presented:

INSTALLING GRAND BETHEL OFFICER: Installing Grand Bethel Guide (rises) and Installing Grand Bethel Marshal (rises), you will retire and escort into the Bethel room the Grand Bethel Officers and Grand Bethel Representatives, who are to serve this Grand Bethel for the ensuing year.

March Music. Installing Grand Bethel Guide goes to Anteroom door, and Installing Grand Bethel Marshal goes to Preparation Room door.

Grand Bethel Officer Line Up:

<i>Preparation Room</i>		<i>Anteroom</i>
Grand Bethel Fourth Messenger		Grand Bethel Fifth Messenger
Grand Bethel Third Messenger		Grand Bethel Second Messenger
Grand Bethel Treasurer		Grand Bethel First Messenger

Grand Bethel Librarian		Grand Bethel Recorder
Grand Bethel Musician		Grand Bethel Chaplain
Grand Bethel Senior Custodian		Grand Bethel Junior Custodian
Grand Bethel Outer Guard		Grand Bethel Inner Guard
Grand Bethel Marshal		Grand Bethel Guide
Grand Bethel Senior Princess		Grand Bethel Junior Princess
		Grand Bethel Honored Queen
Chair of the Grand Bethel Representatives		
½ Grand Bethel Representatives		½ Grand Bethel Representatives

The Grand Bethel Officers proceed to the Grand Bethel Room and take their positions as rehearsed.

Once the Grand Bethel Officers are in position, the Grand Bethel Representatives enter the Grand Bethel Room and take their positions as rehearsed.

The Installing Grand Bethel Guide and Installing Grand Bethel Marshal return to stations.

INSTALLING GRAND BETHEL OFFICER: Installing Grand Bethel Recorder
(rises), you will read the names of the Daughters who have been selected to serve as Grand Bethel Officers and Grand Bethel Representatives for the ensuing year. As their names are read, they will rise and remain standing.

Each Daughter rises and nods in acknowledgement as name is called.

INSTALLING RECORDER:

- _____ : **Grand Bethel Honored Queen**
- _____ : **Grand Bethel Senior Princess**
- _____ : **Grand Bethel Junior Princess**
- _____ : **Grand Bethel Guide**
- _____ : **Grand Bethel Marshal**
- _____ : **Grand Bethel Librarian**
- _____ : **Grand Bethel Musician**
- _____ : **Grand Bethel Treasurer**
- _____ : **Grand Bethel Chaplain**
- _____ : **Grand Bethel Recorder**
- _____ : **Grand Bethel Fifth Messenger**
- _____ : **Grand Bethel Fourth Messenger**
- _____ : **Grand Bethel Third Messenger**
- _____ : **Grand Bethel Second Messenger**
- _____ : **Grand Bethel First Messenger**
- _____ : **Grand Bethel Senior Custodian**
- _____ : **Grand Bethel Junior Custodian**
- _____ : **Grand Bethel Outer Guard**
- _____ : **Grand Bethel Inner Guard**
- _____ : **Chair of the Grand Bethel Representatives (optional)**

Grand Bethel Representatives (*Read list from separate page provided by the Grand Bethel Committee.*)

INSTALLING GRAND BETHEL OFFICER: Installing Grand Bethel Guide (*rises*) **and Installing Grand Bethel Marshal** (*rises*), **you will present the Grand Bethel Officers and Grand Bethel Representatives for the Obligation.**

Music.

Optional: Grand Bethel Officers may move into a special formation for the Obligation. Installing Grand Bethel Guide and Installing Grand Bethel Marshal go to Altar on West Line to North and South Lines, then to Altar Line and North and South, then West to one step North and South of the Altar

INSTALLING GRAND BETHEL GUIDE: Installing Grand Bethel Officer, all is in readiness.

Installing Grand Bethel Officer descends the dais, with the gavel, to west side of the Altar.

INSTALLING GRAND BETHEL OFFICER: You will place your right hand over your heart and make this promise. *Installing Grand Bethel Officer places the gavel over heart for the Obligation.*

Do you promise that no Grand Bethel shall be opened without the presence of the Grand Guardian or the Grand Bethel Committee? *Answer: I do.*

That you will be guided by the advice of the Grand Guardian or the Grand Bethel Committee in all matters concerning the work and welfare of the Nebraska Grand Bethel? *Answer: I do.*

You will assume the following Obligation: In the presence of Almighty God – and these witnesses – I promise to obey the laws – of Job’s Daughters International. That I will Counsel with the Grand Guardian – and the Grand Bethel Committee – and be courteous and obedient unto them. That I will be faithful to the duties of my Office – as outlined in the Ritual – and the charges spoken today. That I will endeavor to live in accordance with its teachings – in the hope that I may be found worthy – of being one of “The Fairest in the Land.” That I will be an example to all Nebraska Job’s Daughters – whose faith led me to a state office. That I will strive to be ever faithful to this promise – that should I violate this Obligation – I agree to vacate my Office – at the request – and upon the declaration – of the Grand Guardian of the State of Nebraska.

The Installing Grand Bethel Officer lowers the gavel and returns to the East by backing halfway to the East Dais, turns and ascends Dais.

Installing Grand Bethel Guide and Installing Grand Bethel Marshal go east to the Altar Line, then north and south to Waiting stations.

Installing Grand Bethel Officer sounds one rap of gavel. ()*

INSTALLATION OF THE CHAIR OF GRAND BETHEL REPRESENTATIVES
(*OPTIONAL*)

INSTALLING GRAND BETHEL OFFICER: Chair of the Grand Bethel Representatives, you will rise.

Chair of the Grand Bethel Representatives rises and stands in front of chair.

INSTALLING GRAND BETHEL OFFICER: While our Grand Bethel Representatives help us learn about Job's Daughters around the globe, as their leader, you provide the road map that will lead them along the path to a successful experience. They look to you as a role model and inspiration. You are their guiding star. Lead them well, that they achieve their fullest potential.

Installing Grand Bethel Installing Officers sounds one rap of gavel. ()*

INSTALLING GRAND BETHEL OFFICER: It gives me great pleasure to present the Grand Bethel Representatives.

Grand Bethel Representatives stand with medallions in hand.

INSTALLING GRAND BETHEL OFFICER: Daughters, as Grand Bethel Representatives, you have been selected to represent a state, province or country where Job's Daughters are found. By interchange of communications and ideas, we shall become familiar with other Bethels throughout our International organization. It shall be your duty to make a full report at the next meeting of the Grand Bethel of Nebraska about the state, province or country you represent.

Grand Bethel Representatives, you will now invest yourselves with the Medallion of your Office.

Installing Grand Bethel Officer sounds one rap of gavel. ()*

INSTALLING GRAND BETHEL OFFICER:

_____ : Grand Bethel Inner Guard

_____ : Grand Bethel Outer Guard

Installing Grand Bethel Guide and Installing Grand Bethel Marshal, you will present the Grand Bethel Inner Guard and Grand Bethel Outer Guard at the Altar.

Music.

Installing Grand Bethel Guide presents Grand Bethel Inner Guard at the Altar.

Installing Grand Bethel Marshal presents Grand Bethel Outer Guard at the Altar.

INSTALLING GRAND BETHEL OFFICER: Daughters, guard carefully the doors of our Grand Bethel, and be alert and watchful, guarding against sins, which are pressing for admission to pure hearts and minds. As Grand Bethel Officers, you shall be proficient in your ritual work so that any member of Job's Daughters will benefit from your example.

Installing Grand Bethel Guide and Installing Grand Bethel Marshal, you will invest these Officers with the Medallions of their Office, after which you will conduct them to their stations.

Music.

Installing Grand Bethel Guide escorts Grand Bethel Inner Guard to station.

Installing Grand Bethel Marshal escorts Grand Bethel Outer Guard to a chair inside the Preparation Room door.

Installing Grand Bethel Guide and Installing Grand Bethel Marshal return to waiting stations.

Installing Grand Bethel Guide nods to seat the Officers.

INSTALLING GRAND BETHEL OFFICER:

_____ : Grand Bethel Senior Custodian

_____ : Grand Bethel Junior Custodian

Installing Grand Bethel Guide and Installing Grand Bethel Marshal, you will present the Grand Bethel Junior Custodian and Grand Bethel Senior Custodian at the Altar.

Music.

Installing Grand Bethel Guide presents Grand Bethel Junior Custodian at the Altar.

Installing Grand Bethel Marshal presents Grand Bethel Senior Custodian at the Altar.

INSTALLING GRAND BETHEL OFFICER: Daughter Grand Bethel Custodians, you are the Custodians of the Dove and Urn of Incense, emblems of the first and second Epochs. You shall be prepared to help in the setting up of all Grand Bethel meetings, working closely with the Grand Bethel Committee and Grand Bethel Marshal. Your floor work and memory work should be so correct that you will serve as an example to every member of Job’s Daughters. Ever let your lives symbolize the purity and prayer represented by the Urn of Incense and the Dove.

Installing Grand Bethel Guide and Installing Grand Bethel Marshal, you will invest these Officers with the Medallions of their Office, after which you will conduct them to their stations.

Music.

Installing Grand Bethel Guide escorts Grand Bethel Junior Custodian to station.

Installing Grand Bethel Marshal escorts Grand Bethel Senior Custodian to station.

Installing Grand Bethel Guide and Installing Grand Bethel Marshal return to waiting stations.

Installing Grand Bethel Guide nods to seat the Officers.

INSTALLING GRAND BETHEL OFFICER:

_____ : Grand Bethel Chaplain

_____ : Grand Bethel Musician

_____ : Grand Bethel Librarian

Installing Grand Bethel Guide and Installing Grand Bethel Marshal, you will present the Grand Bethel Chaplain, Grand Bethel Musician and Grand Bethel Librarian at the Altar.

March Music.

Installing Grand Bethel Guide presents Grand Bethel Musician and Grand Bethel Librarian at the Altar.

Installing Grand Bethel Marshal presents Grand Bethel Chaplain at the Altar.

INSTALLING GRAND BETHEL OFFICER: Daughter Grand Bethel Chaplain, you are to lead the devotions of the Grand Bethel, and give the Pledge of Honor to adults when necessary. May you be an inspiration to all members who hold this office in their local Bethels, be prepared in all ceremonies and floor work for Grand Bethel and encourage a reverence for sacred things...the beacon lights of life.

Daughter Grand Bethel Musician, your duty is to preside at the instrument during the musical part of Grand Bethel meetings and ceremonies. You must be well prepared before Grand Session so that all floor work runs smoothly and the harmony of your music is an inspiration for all to hear.

Daughter Grand Bethel Librarian, your duty is to encourage a taste for the arts and sciences by giving a report on an educational subject. Be prepared in all floor work and speaking parts for all ceremonies at Grand Session, encourage other Librarians statewide and serve as a model to all who will observe you in your State office.

Installing Grand Bethel Guide and Installing Grand Bethel Marshal, you will invest these Officers with the Medallions of their Office, after which you will conduct them to their stations.

March Music.

Installing Grand Bethel Guide escorts Grand Bethel Chaplain, Grand Bethel Librarian and Grand Bethel Musician to their stations.

Installing Grand Bethel Guide and Installing Grand Bethel Marshal return to waiting stations.

Installing Grand Bethel Guide nods to seat the Officers.

INSTALLING GRAND BETHEL OFFICER:

_____ : Grand Bethel Recorder

_____ : Grand Bethel Treasurer

Installing Grand Bethel Guide and Installing Grand Bethel Marshal, you will present the Grand Bethel Recorder and Grand Bethel Treasurer at the Altar.

March Music.

Installing Grand Bethel Guide presents Grand Bethel Recorder at the Altar.

Installing Grand Bethel Marshal presents Grand Bethel Treasurer at the Altar.

INSTALLING GRAND BETHEL OFFICER:

Daughter Grand Bethel Recorder, it is your duty to record all actions of the Grand Bethel Session in proper form, learn all floor work and speaking parts for Grand Bethel Ceremonies, and endeavor to be an example to all members of Job's Daughters in the State of Nebraska.

Daughter Grand Bethel Treasurer, it is your duty to report all funds of the Grand Bethel to the Grand Bethel at its yearly session, learn all floor work and speaking parts for Grand Session ceremonies, and work with the Grand Bethel Committee, that each member in the State of Nebraska will see your work as a model for which they should strive to exemplify.

Installing Grand Bethel Guide and Installing Grand Bethel Marshal, you will invest these Officers with the Medallions of their Office, after which you will conduct them to their stations.

March Music.

Installing Grand Bethel Guide escorts Grand Bethel Treasurer and Grand Bethel

Recorder to stations.

Installing Grand Bethel Guide and Installing Grand Bethel Marshal return to waiting stations. Installing Grand Bethel Guide nods to seat the Officers.

INSTALLING GRAND BETHEL OFFICER:

_____ : **Grand Bethel First Messenger**
 _____ : **Grand Bethel Second Messenger**
 _____ : **Grand Bethel Third Messenger**
 _____ : **Grand Bethel Fourth Messenger**
 _____ : **Grand Bethel Fifth Messenger**

Installing Grand Bethel Guide and Installing Grand Bethel Marshal, you will present the five Messengers at the Altar.

March Music.

Installing Grand Bethel Guide presents Grand Bethel First Messenger, Grand Bethel Second, and Grand Bethel Fifth Messenger at the Altar.

Installing Grand Bethel Marshal presents Grand Bethel Third Messenger and Grand Bethel Fourth Messenger at the Altar.

INSTALLING GRAND BETHEL OFFICER: Daughter Grand Bethel Messengers, to you has been given the privilege of unfolding to the Pilgrims the story of Job's eventful life, his pleasures, his trials, his temptations, and his final triumph and peace. Be particular therefore, to know and understand your part well, that the interpretation will be meaningful for all to hear. You must be proficient in all speaking parts for all ceremonies at Grand Bethel and in all floor work so that your own life will be an example to every Daughter who imparts the story of Job.

Installing Grand Bethel Guide and Installing Grand Bethel Marshal, you will invest these Officers with the Medallions of their Office, after which you will conduct them to their stations.

March Music.

Installing Grand Bethel Guide escorts Grand Bethel Fifth Messenger, Grand Bethel Second, and Grand Bethel First Messenger to their stations.

Installing Grand Bethel Marshal escorts Grand Bethel Fourth Messenger and Grand Bethel Third Messenger to their stations.

Installing Grand Bethel Guide and Installing Grand Bethel Marshal return to waiting stations.

Installing Grand Bethel Guide nods to seat the Officers.

INSTALLING GRAND BETHEL OFFICER:

_____ : **Grand Bethel Guide**
 _____ : **Grand Bethel Marshal**

Installing Grand Bethel Guide and Installing Grand Bethel Marshal, you will present the Grand Bethel Guide and Grand Bethel Marshal at the Altar.

Music.

Installing Grand Bethel Guide presents Grand Bethel Guide at the Altar.

Installing Grand Bethel Marshal presents Grand Bethel Marshal at the Altar.

INSTALLING GRAND BETHEL OFFICER: Daughter Grand Bethel Guide, your duty is to guide the Pilgrims in their journey through the several epochs, to know all parts and floor work for the Grand Bethel Session Ceremonies, and to work with the Grand Bethel Honored Queen and Grand Bethel Committee to make each Grand Bethel Session run smoothly. Become familiar with the teachings of Job's Daughters, that you may be an example to others and direct their footsteps in the ways of peace, truth and uprightness of life.

Daughter Grand Bethel Marshal, your duty is to care for and display the National Emblem, to see that suitable preparation is made for our ceremonies during the Grand Bethel Session, and to assist the Grand Bethel Guide in conducting the Pilgrims. As a Grand Bethel Officer, you shall at all times endeavor to be an example for members throughout the State of Nebraska.

Installing Grand Bethel Guide and Installing Grand Bethel Marshal, you will invest these Officers with the Medallions of their Office, after which you will conduct them to their stations.

Music.

Installing Grand Bethel Guide escorts Grand Bethel Guide to station.

Installing Grand Bethel Marshal escorts Grand Bethel Marshal to station.

Installing Grand Bethel Guide and Installing Grand Bethel Marshal return to waiting stations. Installing Grand Bethel Guide nods to seat the Officers.

INSTALLING GRAND BETHEL OFFICER:

_____ : Grand Bethel Senior Princess

_____ : Grand Bethel Junior Princess Installing Grand Bethel Guide and Installing Grand Bethel Marshal, you will present the Grand Bethel Senior and Junior Princesses at the Altar.

Music.

Installing Grand Bethel Guide presents Grand Bethel Junior Princess at the Altar.

Installing Grand Bethel Marshal presents Grand Bethel Senior Princess at the Altar.

INSTALLING GRAND BETHEL OFFICER: Daughter Grand Bethel Princesses, you have been selected to assist the Grand Bethel Honored Queen in all that may be required of you. You should conduct yourselves at all times with quiet dignity befitting your high office. Be gracious in manner, courteous and gentle, expressing through your daily lives the principles of religion, virtue and honor. You shall be prepared for all ceremonies at the Grand Bethel Session, and work with the Grand Bethel Honored Queen throughout the term, visiting as many Bethels in your official capacity as is possible.

Installing Grand Bethel Guide and Installing Grand Bethel Marshal, you will invest these Officers with the Medallions of their Office, after which you will conduct the Grand Bethel Princesses to the East to be invested with the honors of their stations.

March Music.

Installing Grand Bethel Guide escorts Grand Bethel Junior Princess side-by-side around the south side of the Altar.

Installing Grand Bethel Marshal escorts Grand Bethel Senior Princess side-by-side around the north side of the Altar.

They walk, four abreast to the East Line. The GB Princesses hand any carrying pieces to the Installing Grand Bethel Guide and Installing Grand Bethel Marshal.

Princesses kneel at foot of Dais. (May remain standing or be seated in a chair if

necessary for accessibility or mobility reasons.)

Installing Grand Bethel Guide and Installing Grand Bethel Marshal back along the East Line to a position in front of the Custodian's pedestals.

Installing Grand Bethel Senior Custodian invests the Grand Bethel Senior Princess with the cape and crown and is seated.

Installing Grand Bethel Junior Custodian invests the Grand Bethel Junior Princess with the cape and crown and is seated.

Installing Grand Bethel Guide and Installing Grand Bethel Marshal return any carrying piece to the GB Princesses.

INSTALLING GRAND BETHEL OFFICER: Daughter Grand Bethel Princesses, ever strive for beauty of character that will outshine the beauty and splendor of your raiment.

*Installing Grand Bethel Officer sounds three raps of the gavel. (***)*

GB Princesses ascend the Dais and stand at their stations, facing West.

INSTALLING GRAND BETHEL OFFICER: It is with pleasure that I present _____ who has been installed Grand Bethel Senior Princess and _____ who has been installed Grand Bethel Junior Princess for the ensuing term.

Installing Grand Bethel Guide and Installing Grand Bethel Marshal return to waiting stations.

Installing Grand Bethel Officer sounds one rap of the gavel. ()*

INSTALLING GRAND BETHEL OFFICER: Installing Grand Bethel Guide and Installing Grand Bethel Marshal, you will cause the Grand Bethel Honored Queen to kneel at the Altar with hands placed on the open Holy Bible. (If GBHQ has mobility or accessibility challenges, omit language about kneeling at the Altar and allow GBHQ to stand as necessary, or a chair may be brought to the west edge of the Altar.)

March Music.

Installing Grand Bethel Marshal reverently carries the Bible from the East edge to the west edge of the Altar.

Installing Grand Bethel Guide assists the GBHQ to kneel at the Altar and ensures hands are placed on the Bible, holding any carrying piece.

Installing Grand Bethel Officer descends the Dais with the gavel, to the east side of the Altar.

INSTALLING GRAND BETHEL OFFICER: Grand Bethel Honored Queen, you will repeat after me: Installing Grand Bethel Officer places the gavel over heart.

I will be faithful to the laws – of Job's Daughters International – respect the Supreme, Grand and Bethel Guardian Councils – and endeavor to be worthy of my office – so help me God.

The Installing Grand Bethel Officer lowers gavel to side.

The one selected to hold the office of Nebraska Grand Bethel Honored Queen should be generous in character, kind, tolerant and possessed with the ability to preside in a just and gracious manner. Your conversation should be both delightful and improving. May your taste in literature, arts and sciences be such that you will lead the thoughts of others toward the highest and purest things in life. Polite and courteous attention to the advice of parents and guardians, and the consideration of the happiness of others will so

strengthen your own life that the beauty of your humanity will be observed by all with whom you are associated, and the prayer of all who know and love you is, that our Heavenly Father will guide and direct you in your service of love.

As Grand Bethel Honored Queen, you shall endeavor to represent all Job's Daughters in the State of Nebraska to other Masonic-related bodies, that the name of Job's Daughters shall be ever enhanced. That the Grand Bethel Session, under your leadership, shall run efficiently, you shall work closely with the Grand Bethel Committee. As much as possible, you shall try to visit each Bethel in the state and offer encouragement, inspiration and leadership. The benefit you derive will reflect; as you give so shall you receive.

GBHQ removes hands from the Bible.

Installing Grand Bethel Officer walks around the north side of the Altar, hands the gavel to the Installing Grand Bethel Marshal, and standing to the left of the GBHQ, and removes the cape.

INSTALLING GRAND BETHEL OFFICER: (While placing the cape on the GBHQ) This cape of royal purple is an emblem of your high office and symbolizes the love of those who have chosen you as their Grand Bethel Honored Queen.

Installing Grand Bethel Guide and Installing Grand Bethel Marshal lift the ends of the cape as the GBHQ ties the cords, then lay it flat behind the GBHQ.

Installing Grand Bethel Officer removes the crown and hands it to the Installing Grand Bethel Marshal.

Installing Grand Bethel Officer removes the Medallion and places it on the GBHQ.

Installing Grand Bethel Marshal returns the crown to the Installing Grand Bethel Officer.

INSTALLING GRAND BETHEL OFFICER: (While placing the crown on the GBHQ) I now place on your head this Crown, an emblem of leadership, and a symbol of your high position. May you ever wear it with dignity, grace and humility.

Installing Grand Bethel Officer steps to the side.

INSTALLING GRAND BETHEL OFFICER: Grand Bethel Honored Queen, let wisdom and understanding crown your judgment, and the beauty and glory of your reign will be as lustrous as the sheen of your royal cloak. Ever strive to wear these honors with real dignity as becoming a Grand Bethel Honored Queen of Job's Daughters International.

Special Music. (optional)

Installing Grand Bethel Officer assists the GBHQ to rise.

Installing Grand Bethel Marshal returns the gavel to the Installing Grand Bethel Officer.

MARCH OPTION 1:

Installing Grand Bethel Officer escorts the GBHQ arm-in-arm around the north side of the Altar to the Center Line.

MARCH OPTION 2:

Installing Grand Bethel Officer and GBHQ march, arm-in-arm around the north side of the Altar to the North Marching Line, proceed west to the West Marching Line, turn East on the South Marching Line to the Altar Line, proceed to the east side of the Altar, then turn east toward the Dais to ascend the Dais, making a full circle of the Grand Bethel room.

OPTIONAL PGBHQ TRIBUTE:

Installing Grand Bethel Officer and GBHQ pause at the Altar as the PGBHQs present an arch of flowers. The Installing Grand Bethel Officer and GBHQ march east to the East Line. The PGBHQs each present their flower to the GBHQ and return to their seats via the sidelines.

Installing Grand Bethel Officer leaves the GBHQ on the East Line, facing West and ascends the Dais. The GBHQ remains at the foot of the Dais for the duration of the Special Music.

Installing Grand Bethel Marshal reverently returns the Bible to its regular position on the Altar as soon as the Installing Grand Bethel Officer and GBHQ leave the Altar Line.

Installing Grand Bethel Guide and Installing Grand Bethel Marshal return to waiting stations.

*Installing Grand Bethel Officer sounds three raps of the gavel. ***
GBHQ ascends the Dais.*

INSTALLING GRAND BETHEL OFFICER: It is with pleasure that I present _____ who has been installed Grand Bethel Honored Queen for the ensuing year.

Applause.

INSTALLING GRAND BETHEL OFFICER: Grand Bethel Honored Queen, I present you with the gavel, the emblem of your authority, knowing that in your hands it will be used wisely and well.

Grand Bethel Honored Queen seats the assembly with one rap of the gavel () and returns it to the Installing Grand Bethel Officer.*

INSTALLING GRAND BETHEL OFFICER: I now present you with a copy of the Uniform Code of Bylaws of the Grand Bethel, a copy of the Constitution and Bylaws of Job's Daughters International, and a copy of the Manual of Rules and Regulations of this Grand Guardian Council. These are yours to study for the ensuing term. They define your duties and responsibilities. They also set forth the rights and privileges of all members of Job's Daughters. Examine them carefully that your duties may be well done, and the rights and privileges of members protected.

INSTALLING GRAND BETHEL OFFICER: Installing Grand Bethel Recorder (rises), you will make the Proclamation.

INSTALLING GRAND BETHEL RECORDER: By direction of the Installing Grand Bethel Officer and the Grand Guardian Council, I proclaim the Grand Bethel Officers of the Grand Bethel of the State of Nebraska of Job's Daughters International, legally installed for the transaction of business under the laws of Job's Daughters International and the Grand Guardian Council.

Installing Grand Bethel Officer sounds one rap of gavel. ()*

INSTALLING GRAND BETHEL OFFICER: I congratulate the Grand Bethel Honored Queen and all the newly installed Officers. We all wish for you a most successful year.

The Installing Grand Bethel Officers will retire.

Installing Grand Bethel Officer remains in the East.

All other installing Grand Bethel Officers retire as per Bethel Installation Ceremony.

GRAND BETHEL HONORED QUEEN: Presentations.

- **White Cape Ceremony** (*Optional*) *As per Nebraska Book of Ceremonies*
- **Presentation of Gavels**
 - Grand Guardian (*The Grand Guardian's family asks to approach the East*)
 - Grand Bethel Honored Queen (*The Grand Bethel Honored Queen's family asks to approach the East*)
- **Traveling Bible Exchange**
 - Grand Worthy Advisor (*The Grand Worthy Advisor approaches the podium and presents the traveling Rainbow Bible to the Grand Bethel Honored Queen.*)
- **Exchange of Jewels**

GRAND GUARDIAN: At this time we will have the Exchange of Jewels.

(As many participants in the exchange of the jewels and pins as possible should already be seated in the East. The Grand Guardian asks the Grand Bethel Guide and Grand Bethel Marshal to escort any participants who are not already in the East to the East.)
(When all are in position in the East.)

GRAND BETHEL HONORED QUEEN: Grand Bethel Guide and Grand Bethel Marshal, you will escort the retiring Grand Family to the East. *(if not already seated in the East)*

GRAND BETHEL HONORED QUEEN: Retiring Grand Guardian _____ will present the Hazel Hawthorne Jewel, PGG 1936, to Grand Guardian _____.

GRAND BETHEL HONORED QUEEN: Retiring Associate Grand Guardian _____ will present the Tindell-Thurman Jewel, PGG & PAGG 1951, to Associate Grand Guardian _____.

GRAND GUARDIAN: Retiring Grand Bethel Honored Queen _____ will present the Grand Bethel Honored Queen's Jewel to

_____.
GRAND GUARDIAN: Junior Past Grand Guardian _____ will receive her/their PGG Jewel and card from _____.

GRAND GUARDIAN: Junior Past Associate Grand Guardian _____ will receive his/their PAGG Jewel and card from _____.

(The Past Grand Bethel Honored Queen, Past Miss Nebraska Job's Daughter and Past Miss Nebraska Congeniality may choose who they want to present their jewel. If the same people are presenting multiple jewels they are to be introduced only once announcing all the jewels they will present at the time of their introduction.)

GRAND BETHEL HONORED QUEEN: Junior Past Grand Bethel Honored Queen _____ will receive her/their Past GBHQ Jewel from

_____.
(The Past Grand Bethel Honored Queen is pinned by the person presenting the jewel.)

GRAND BETHEL HONORED QUEEN: Junior Past Miss Nebraska Job's Daughter
_____ will receive her/their MNJD Jewel from
_____.

(The Past Miss Nebraska Job's Daughter is pinned by the person presenting the jewel.)

GRAND BETHEL HONORED QUEEN: Junior Past Miss Nebraska Congeniality
_____ will receive her/their MNC charm from
_____.

(The person presenting the charm to the Past Miss Nebraska Congeniality ties a ribbon with the charm attached to it around the wrist of the Past Miss Nebraska Congeniality.)

GRAND GUARDIAN: Retiring Grand Bethel Guardian _____ will present
Grand Bethel Guardian _____ the Thelma Lenhardt Jewel. *(The Past Grand Bethel*
Guardian pins the Grand Bethel Guardian.)

GRAND GUARDIAN: Retiring Associate Grand Bethel Guardian _____ will
present Associate Grand Bethel Guardian _____ the LeRoy Lenhardt Jewel. *(The*
Past Associate Grand Bethel Guardian pins the Associate Grand Bethel Guardian.)

(The Grand Guardian asks the Grand Bethel Guide and Grand Bethel Marshal to escort any participants who are not seated in the East to the sidelines.)

INTRODUCTION OF GUESTS:-

GRAND BETHEL HONORED QUEEN: Introduction of Distinguished Guests.

Will the [category] please rise?

It is with pleasure that I present the [category] [names & titles]

-OR-

Will you please introduce yourselves beginning on my right?

(Guests introduce themselves.)

Members and friends, please join me in thanking them for coming.

Applause.

Order of Introductions:

1. Miss International Job's Daughter
2. Supreme Bethel Honored Queen
3. Supreme Bethel Officers and/or Representatives

4. Past Grand Bethel Honored Queens of Nebraska
5. Grand Bethel Honored Queens visiting from other jurisdictions

6. Miss Nebraska Job's Daughter
7. Past Miss Nebraska Job's Daughters
8. Miss Job's Daughters visiting from other jurisdictions

9. Miss Nebraska Congeniality
10. Past Miss Nebraska Congenialities
11. Miss Congenialities visiting from other jurisdictions

12. Spirit Ambassadors:

13. HIKE Daughter Coordinators:
14. Nebraska Supreme Competition Teams
 - a. Circle of Five:
 - b. Daughters of the East:

15. Supreme Guardian & Associate Supreme Guardian
16. Grand Guardians & Associate Grand Guardians visiting from other jurisdictions
17. Jurisdictional Guardians & Associate Jurisdictional Guardians

18. Grand Master of Masons
 - a. *(ask Grand Master to introduce the other Grand Officers present)*
19. Past Grand Masters of Nebraska
20. Worthy Grand Matron & Worth Grand Patron
 - a. *(ask them to introduce the other Grand Officers present)*

21. Presiding Jurisdictional Officers of other Masonic Family Organizations
 - a. International Order of Rainbow for Girls
 - i. Grand Worthy Advisor of Nebraska
(ask GWA to introduce the other Grand Officers present)
 - ii. Supreme Deputy
 - b. DeMolay International
 - i. Nebraska State Master Councilor
(ask SMC to introduce the other State Officers present)
 - ii. Executive Officer
 - c. Scottish Rite
 - i. Sovereign Grand Inspector General in Nebraska
 - ii. Venerable Master, Lodge of Perfection
 - iii. Wise Master, Chapter of Rose Croix
 - iv. Eminent Commander, Council of Kadosh
 - v. Venerable Master, Consistory
 - d. York Rite
 - i. Grand High Priest of Grand Chapter Royal Arch Masons
 - ii. Illustrious Master of Grand Council Cryptic Masons
 - iii. Right Eminent Grand Commander of Grand Commandery Knights Templar
 - e. Potentates of Shriners International
 - f. Queens of Daughters of the Nile
 - g. Presidents of Order of the Beauceant

REMARKS & FAMILY INTRODUCTIONS

1. Grand Bethel Honored Queen
2. Miss Nebraska Job's Daughter
3. Miss Nebraska Congeniality
4. Associate Grand Guardian
5. Grand Guardian

OPTIONAL: COIN MARCH

GRAND BETHEL HONORED QUEEN: **At this time, we will conduct a coin march. Money raised from today’s contributions will go to _____.**

ANNOUNCEMENTS

GRAND GUARDIAN:

After the Closing ceremony, the Bethel Guardians or an Adult representative from each Bethel needs to stop at the Grand Secretary's desk to pick up your packet for this next year. All of the programs for your Bethel and information for your Honored Queens are contained in these packets.

Grand Guardian Council Officers, Grand Bethel Committee members and host Bethels will be tearing down the Grand Bethel room. Please promptly clear the floor so they can complete this task.

We wish each Bethel a very successful year. Please feel free to contact us with any questions or concerns. Be careful traveling home and thank you for sharing this day with us.

CLOSING CEREMONY

GRAND GUARDIAN: Grand Chaplain, you will attend at the Altar.

*Grand Guardian sounds three raps of gavel. (***)*

Grand Chaplain approaches the Altar in regular manner and opens the Bible.

GRAND CHAPLAIN: Heavenly Father, source of all love and compassion, let Your blessing rest upon us as we seek to do Your will. Give wisdom, courage and love to us, the Officers of the Grand Guardian Council and the Grand Bethel Officers who have just assumed leadership of our beautiful organization.

Keep us true that we may be fit leaders for “The Fairest in the Land”. Bless Nebraska Job’s Daughters, that the work we strive to do may be attuned to Your divine plan. Amen.

Grand Chaplain closes the Bible and returns from the Altar in regular manner.

GRAND GUARDIAN: Grand Marshal, you will proclaim the _____ (session number) Annual Session of the Grand Guardian Council of Nebraska, Job’s Daughters International closed, to reconvene _____ (Month, Date and Year) through _____ (Month, Date and Year) at _____ (Name of facility and location) in _____, Nebraska.

GRAND MARSHAL: By direction of the Grand Guardian, I proclaim the _____

(session number) **Annual Session of the Grand Guardian Council of Nebraska, Job's Daughters International closed, to reconvene _____(Month, Date and Year) through _____(Month, Date and Year) at _____(Month, Date and Year)in _____, Nebraska.**

Grand Guardian sounds one rap of gavel. ()*

SIGNING OF THE BIBLE

GRAND BETHEL HONORED QUEEN: Junior Past Grand Bethel Honored Queen _____, will you please join me for the signing of the Bible?

The Grand Bethel Honored Queen escorts the Past Grand Bethel Honored Queen east of the Altar to sign the Bible. When the Past Grand Bethel Honored Queen is finished signing the Bible the two back up to half way between the Altar and the dais and turn east and ascend the dais.

RETIRING MARCH & CLOSING FORMATION

GRAND BETHEL HONORED QUEEN: All present will please remain seated until the Grand Bethel Officers and Grand Guardian Council Officers have retired.

*GBHQ sounds two raps of gavel. (**)*

Grand Bethel Custodians remove semi-circle chairs as per Ritual, with assistance as needed.

Grand Guardian Council Officers leave their stations to the appropriate marching line then assemble in a line in the East.

RETIRING MARCH

Grand Bethel Officers perform the retiring march and closing formation as per Ritual. Closing formation may be the Closing Cross, Triangle or Square and Compass Formation as found in the Ritual.

The Grand Guardian, Associate Grand Guardian, Miss Nebraska Job's Daughter and Miss Nebraska Congeniality assemble at a point halfway between the East and the Altar to view the Closing Formation.

Grand Bethel Officers may sing "Nearer My God to Thee" or "Let There Be Peace on Earth" with optional signing, as per Ritual.

Grand Bethel Officers assemble on the West Line as per Ritual.

GRAND BETHEL GUARDIAN: This concludes our ceremony.

Grand Bethel Guardian nods. Grand Bethel Officers respond with a nod. Grand Bethel Guardian sounds one rap of gavel. ()*

The Grand Bethel Honored Queen proceeds toward the Altar and joins the Grand Guardian, Associate Grand Guardian, Miss Nebraska Job's Daughter and Miss Nebraska Congeniality east of the Altar. After the Grand Guardian Council Officers are in place the Grand Bethel Officers, lead by the Grand Bethel Senior and Junior Princesses leave the west and form the inside of the cordon.

With the Grand Guardian and Associate Grand Guardian behind her and the Miss Nebraska Job's Daughter and Miss Nebraska Congeniality on each side of her, the Grand Bethel Honored

Queen walks through the cordon, out of the room.

The Grand Bethel Officers follow the Grand Guardian and Associate Grand Guardian beginning with the back of the line. This will give the impression that the Grand Bethel Officer line is collapsing as they walk out.

The Grand Guardian Council Officers follow the Grand Bethel Officers beginning with the back of the line.